

# **COACHELLA VALLEY WATER DISTRICT**

## **GENERAL MANAGER'S REPORT OF ACTIVITIES FOR DECEMBER 2024**



## TABLE OF CONTENTS

	<u>Page</u>
<b>ADMINISTRATION</b>	
Colorado River Water .....	4
Colorado River Water Utilization Tracking .....	7
State Water Project .....	9
<b>ENGINEERING</b>	
Development Projects.....	12
Energy .....	41
Groundwater Replenishment.....	42
Non-Potable Water Projects .....	45
Regional Stormwater Projects .....	66
Regional Water Resources Planning .....	69
<b>ENVIRONMENTAL SERVICES</b>	
Canal Water .....	71
Environmental Management .....	72
Laboratory .....	74
Salton Sea .....	75
<b>FACILITIES MAINTENANCE</b>	
Canal and Distribution Maintenance .....	76
Storm Water and Drainage .....	77
<b>FINANCE</b>	
Budget/Finance .....	79
Canal Water Fund .....	80
Domestic Water Fund .....	81
Capital Improvement .....	82
Grant/ Loan Summary .....	102
Cash & Investments.....	116
OPEB Trust .....	124
Procurement .....	125

**HUMAN RESOURCES**

Human Resources .....	126
Incident Reports .....	127
Litigation .....	128
Safety .....	131

**INFORMATION SERVICES**

General Activity .....	132
Cyber Security .....	133
Service Requests .....	135

**OPERATIONS**

Domestic Water Meters .....	137
Non-Potable Water .....	142
Wastewater Reclamation Plant .....	144

**PUBLIC AFFAIRS & CUSTOMER EXPERIENCE**

Customer Service .....	145
Customer Billing .....	146
Government Affairs Work .....	148
Communication & Education: Advertising/ Media Coverage .....	150
Social Media .....	152
Turn Off and Delinquent Notices .....	160
Water Management.....	161

## ADMINISTRATION

The Administration Department manages the District's sources of imported water, which is used directly for irrigation and groundwater replenishment purposes.

### Colorado River Water

#### Colorado River Board

The Colorado River Board of California meeting was held on December 4, 2024.

#### Colorado River Basin Water Supply Conditions Report

As of December 2, the water surface elevation of Lake Powell was 3,575.15 feet with nearly 8.91 million-acre feet (MAF) of storage, or 38% of capacity. The water surface elevation of Lake Mead was 1,060.93 feet with 8.48 MAF of storage, or 33% of capacity. As of December 1, the total System storage was 24.61 MAF, or 42% of capacity, which is about 289 kilo-acre feet (KAF) less than the total System storage at this time last year.

As of November 24, storage in the Upper Basin reservoirs, excluding Lake Powell, included the following volumes: 60% of capacity at Fontenelle Reservoir in Wyoming; 86% of capacity at Flaming Gorge Reservoir in Wyoming and Utah; 94% of capacity at Morrow Point; 63% of capacity at Blue Mesa Reservoir in Colorado; and 65% of capacity at Navajo Reservoir in New Mexico.

As of November 18, October observed inflow into Lake Powell was 0.29 MAF (64% of normal) and the November inflow forecast is 0.38 MAF (91% of normal). The forecasted inflow into Lake Powell for WY-2025 is 8.62 MAF (90% of normal). The forecasted April through July 2025 unregulated inflow into Lake Powell was 5.80 MAF (91% of normal). As of December 2, the precipitation to date is 109% normal and the current Basin snowpack is 116%.

#### Colorado River Basin Program Updates

##### Post-2026 Alternatives Matrix

On November 20, the Bureau of Reclamation (Reclamation) shared a list of draft alternatives for consideration as part of the Post-2026 Environmental Impact Statement (EIS). Earlier this year, Reclamation received a number of proposed stakeholder alternatives for the EIS, including separate alternatives from the Upper and Lower Basin States. After reviewing those proposals, Reclamation developed four different action alternatives, in addition to the No Action

alternative, that could be analyzed in the forthcoming draft EIS. Reclamation has not proposed carrying forward either the Upper or Lower Basin alternative. The alternatives include:

1. *No Action Alternative*: The No Action would revert to annual determinations through the Annual Operating Plan (AOP) process. Lake Powell releases would be 8.23 unless a higher release is required for equalization or unless limited by Glen Canyon Dam infrastructure. Lower Basin shortages of up to 0.600 MAF/yr would be allocated by the priority system.
2. *Federal Authorities*: This alternative would require Lower Basin shortages of up to 3.5 MAF/yr, administered by the priority system. No reductions in the Upper Basin are included. Lake Powell releases would be as much as 9.5 MAF, declining to less than 5.0 MAF as needed, with the goal of protecting Lake Powell elevations.
3. *Federal Authorities Hybrid*: This alternative would require Lower Basin shortages of between 1.5 - 3.5 MAF/yr, distributed pro rata. Upper Basin conservation, of an unspecified volume and timing, is mentioned. Lake Powell releases would be based on a number of factors and no release range is explicitly identified.
4. *Cooperative Conservation*: This alternative would require Lower Basin shortages of up to 4.0 MAF, triggered by recent hydrology and seven-reservoir storage. Voluntary water contributions would occur in both basins. Lake Powell releases would range from 5.0 - 11.0 MAF.
5. *Basin Hybrid*: This alternative would require Lower Basin shortages of up to 2.1 MAF/yr, triggered by seven-reservoir storage. The allocation of Lower Basin shortages would be analyzed in a number of permutations: pro rata, priority system, and with and without Tribal reductions. Upper Basin conservation, of an unspecified volume and timing, is mentioned. Lake Powell releases would range from 5.0 - 12.0 MAF.

Reclamation intends to release a NEPA Alternatives Report on their proposed alternatives within the next month.

#### Glen Canyon Dam Adaptive Management Program

On November 18, Reclamation issued a letter concluding the cool mix flow experiment that was initiated on July 9. Reclamation based the decision to conclude the experiment on penstock release temperatures falling below 15.5°C (60°F), and on current weather forecasts which anticipated that river temperatures would remain below 15.5°C (60°F) for the remainder of the winter.

## General Announcements and Updates

### Washington, D.C. Report

#### *Potential Lands and Water Package*

The Senate Energy and Natural Resources Committee marked up 79 bills last week in advance of a potential lands and water package coming together by the end of this year. Notable legislation pertaining to the Colorado River that passed out of committee includes:

- [S. 4016](#) - The Help Hoover Dam Act sponsored by Sen. Sinema (I-AZ) would give Reclamation the authority to use “stranded funds” currently in the Colorado River Dam Fund to pay for operation, maintenance, and replacement projects at Hoover Dam.
- [S. 4576](#) - The Colorado River Basin System Conservation Extension Act sponsored by Sen. Hickenlooper (D-CO) would extend the System Conservation Pilot Program through 2026 as the Colorado River Basin states, Reclamation, and stakeholders continue discussions on potential long-term water management once operational rules expire in 2026.
- [S. 5000](#) - The bill sponsored by Sen. Lee (R-UT) would create a memorandum of understanding to address the impacts of a the “Supplement to the 2016 Glen Canyon Dam Long-Term Experimental and Management Plan Record of Decision” on the Upper Colorado River Basin Fund.
- [S. 5012](#) - The Lower Colorado River Multi-Species Conservation Program Amendment Act sponsored by Sen. Padilla (D-CA) would ensure that state contributions to conservation projects in the Lower Colorado River Basin are able to earn interest and grow before being allocated.

#### *House Natural Resources Committee Hearing*

On November 20, the House Subcommittee on Water, Wildlife and Fisheries held a hearing on several water bills including, H.R. 9515, the Lower Colorado River Multi-Species Conservation Program Amendment Act of 2024. Jessica Neuwerth testified in support of the legislation and explained that the legislation would ensure state contributions for the program are able to earn interest. Several representatives also expressed their support for the legislation.

#### *Political Appointees*

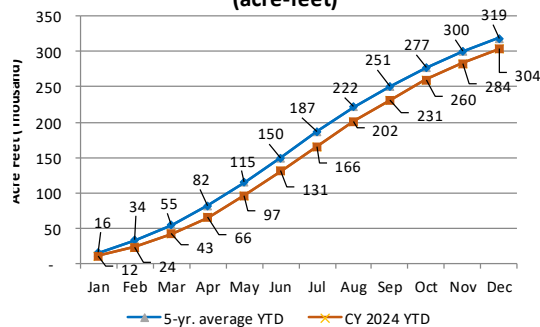
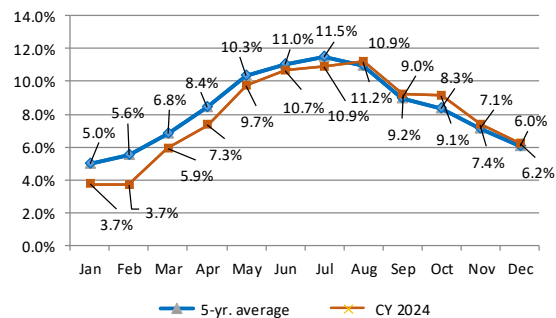
President-elect Trump nominated North Dakota Gov. Doug Burgum to serve as Secretary of the Interior and chairman of the newly formed National Energy Council. As Interior Secretary, Burgum will have oversight of the Bureau of Reclamation.

Colorado River Water Deliveries CY 2024 (acre-feet)

Month	CVWD Water Order (1)	Diversion at Imperial Dam (2)	USBR Measured Returns (3)	USBR Consumptive Use (4=2-3)	Over (Under) Water Order (5=4-1)
Jan	18,000	15,592	2,158	13,434	(4,566)
Feb	19,000	15,599	1,667	13,932	(5,068)
March	22,000	20,085	103	19,982	(2,018)
April	28,000	26,270	130	26,140	(1,860)
May	33,000	31,219	157	31,062	(1,938)
June	37,000	34,324	174	34,150	(2,850)
July	39,646	38,191	1,420	36,771	(2,875)
Aug	39,646	37,970	2,011	35,959	(3,687)
Sept	38,645	34,131	3,380	30,751	(7,894)
Oct	33,000	31,815	3,009	28,806	(4,194)
Nov	28,000	27,263	2,065	25,198	(2,802)
Dec	22,000	22,067	934	21,133	(867)
<b>Total</b>	<b>357,937</b>	<b>334,526</b>	<b>17,208</b>	<b>317,318</b>	<b>(40,619)</b>

Canal Water Usage by Type (acre-feet)

Month	Agriculture	Construction	East Valley Golf	Mid Valley Pipeline	Other Recreation	TEL Recharge	Regulatory Spill	Monthly Billed Consumption	YTD Actual Billed Consumption
Jan	9,624	10	492	1,000	171	-	602	11,899	11,899
Feb	9,484	21	702	931	187	-	553	11,878	23,777
March	15,416	21	1,365	1,156	333	-	602	18,893	42,670
April	18,700	19	1,951	1,856	317	-	542	23,385	66,055
May	24,003	15	2,777	2,523	538	692	484	31,032	97,087
June	26,802	26	3,056	2,933	686	-	532	34,035	131,122
July	27,200	27	3,320	2,924	742	-	573	34,786	165,908
Aug	28,072	4	3,481	2,859	750	-	557	35,723	201,631
Sept	23,779	1	2,261	2,223	559	-	565	29,388	231,019
Oct	22,972	70	2,209	2,226	797	278	567	29,119	260,138
Nov	18,540	30	1,741	1,742	640	414	480	23,587	283,725
Dec	16,023	9	1,163	1,109	353	692	543	19,892	303,617
2024	240,615	253	24,518	23,482	6,073	2,076	6,600	303,617	303,617
2023	219,529	293	20,800	22,617	5,895	2,076	6,820	278,030	278,030
2022	227,747	925	21,853	24,002	6,045	27,993	6,415	314,980	314,980
2021	242,445	253	21,279	23,126	6,149	37,971	6,925	338,148	338,148
2020	243,095	450	19,620	22,774	5,474	37,536	8,524	337,473	337,473
2019	240,803	633	17,966	19,675	4,983	36,143	6,907	327,110	327,110

Canal water usage (total 5-yr. average YTD)  
(acre-feet)Canal water usage (total 5-yr. average)  
(percent)

**Water Ordered**

	Cubic Feet Per Second	Date
Average	346 cfs	
High	500 cfs	12/15/2024
Low	150 cfs	12/24/2024



## State Water Project

### State Water Contractors

The State Water Contractors (SWC) regular Board of Directors (Board) meeting was held on December 19, 2024.

The following actions were taken during the Board meeting upon motions duly made, seconded, and unanimously passed.

- Approved the Consent Calendar, including the draft Board Minutes for the November 21, 2024, meeting; 2-1 Board Action Request for Funding the January 2025 Strategic Workshop; the November 30, 2024, Financial Report; and the Consultant Reports for November, 2024.
- Authorized the SWC staff to enter into an agreement with ICF in the amount of \$56,000 to augment funding awarded by a CDFW Proposition 1 study on co-management of tidal wetlands to benefit fish and birds.

### State Water Project (SWP) Operations Report

On December 23, 2024, DWR announced an increase of the SWP allocation from 5% (initial allocation) to 15% for 2025.

#### SWP reservoir storage and operations

- Delta:
  - Outflows – 40,700 cfs;
  - Delta outflow conditions continue as excess with Old and Middle River export restrictions. Delta inflows continue to be high as a result of recent storms.
- Oroville:
  - Storage level – 1.99 MAF (58% of capacity, 110% of historical average).
  - Releases – 1,750 cfs
- San Luis:
  - Storage level – 1.40 MAF (SWP – 0.90 MAF, CVP – 0.50 MAF) (69% of capacity; 119% of historical average).

#### California hydroclimate

Cumulative precipitation for the Northern Sierras is above average for this time of year, and below average in the Southern Sierras. The snow water content is rising with recent storms and is above the average values for this time of the year. Actual runoff is above historical average rates.

For additional water resources information click here: <https://cdec.water.ca.gov/>.

**Perris Dam Seepage Recovery Project (No change in status)**

CVWD's Board approved participation in the DWR's funding agreement for preconstruction activities of the Lake Perris Seepage Recovery Facilities (Project), at an estimated cost of \$12.6 M. Based on the percentages for repayment Reach 28J under CVWD's Water Supply Contract, CVWD's share of the estimated preconstruction cost of the Project is approximately \$4.1 M (32.33% of the total cost).

The construction costs will be covered in a separate agreement. The total estimated cost of the Lake Perris Seepage Recovery Facilities is \$28.7 M, which does not include costs incurred by The Metropolitan Water District (MWD) for planning, design, and construction of MWD's delivery facilities from the turnout to the Colorado River Aqueduct. These costs will be allocated and paid according to a separate agreement and are estimated to be \$4.7 M.

Currently, the CDWR is still performing geotechnical modelling for this project.

**Delta Conveyance Project (No change in status)**

The proposed Delta Conveyance Project (DCP) will help the SWP safely capture, move and store water amidst the rapid swings between wet and dry conditions that have become our new normal as the state's climate changes. The proposed project is a crucial part of the state's Water Resilience Portfolio and protects the state against future water supply losses caused by climate-driven weather extremes, sea level rise and earthquakes.

CVWD's Board has supported measures to ensure the reliability of delivery of CVWD's contracted-for water (also known as Table A). As part of this effort, CVWD's Board approved participation in the twin-tunnel California WaterFix project in 2017, which was revised to a proposed single-tunnel Delta Conveyance Project in 2020. Currently, CVWD's participation in the DCP is 3.78% of total and funding has been approved through 2027 for pre-construction costs.

On December 8, 2023, the California Department of Water Resources (DWR) released the [Final Environmental Impact Report \(Final EIR\)](#) for the DCP to comply with the requirements of CEQA.

On December 21, 2023, [DWR approved the DCP and certified the Final EIR](#). Engineering, Design and Permitting will move forward.

On May 16, 2024, DWR released a [Benefit-Cost Analysis](#) for the DCP that finds the infrastructure modernization project would create [billions of dollars in benefits](#) for California communities, including reliable water supplies, climate change adaptation, earthquake preparedness and improved water quality.

## ENGINEERING

The Engineering Department consists of five divisions: Administration, Stormwater/Irrigation, Domestic Water/ General District, Sanitation/Non-potable Water/Electrical, and Engineering Services (Construction Inspection, Development Services, Right-of-Way, and Survey/GIS).

**Developer Work:**

	12 Month Total	12 Month Average	This Month
Stub-out Connection	45	4	10
Detector Check	34	3	1
Fire Hydrant	13	1	0
Service Line	176	15	13

## DEVELOPMENT PROJECTS

The following updates pertain to development projects that have involved CVWD services during the previous three (3) years from the date of this General Manager's Report. A summary for each project is provided by city.

### BERMUDA DUNES

***Projects with Activity:*** The following projects involved CVWD services during the month of the date of this General Manager's Report.

Project Name and Description	Project Location	Development Services	Construction Inspection	Right-of-Way	Engineering/ Capital Projects
<b>APN 607-300-014</b> Project is adjacent to Bermuda Dunes Airport proposing new Hangers	Jamaica Sands Drive west of Cambridge Ave	None	None	None	None

***Projects without Activity:*** The following projects did not involve CVWD services during the month of the date of this General Manager's Report. Projects without CVWD activity remain on this list for no more than three years.

None

### CATHEDRAL CITY

***Projects with Activity:*** The following projects involved CVWD services during the month of the date of this General Manager's Report.

Project Name and Description	Project Location	Development Services	Construction Inspection	Right-of-Way	Engineering/ Capital Projects
<b>APN 680-401-033 Ramirez Sewer Extension</b>	33420 Via De Anza	Sewer plan check comments with design engineer.	None	None	None
<b>Campanille</b> Tract 31774 285 single-family residential lots. (68 acres)	East of Date Palm Drive and north of Ramon Road	CVWD is issuing meters upon request.	None	None	None
<b>Cathedral Canyon Springs Villas</b> Parcel Map 19786-1 Par 2 (3.5 acres)	North of Corral Rd, West of Canyon Vista Rd, East of Cathedral Canyon Dr and South of Ramon Road	Water and sewer plan check comments sent to design engineer.	None	None	None
<b>Mountain View Estates</b> Tentative Tract Map 37755 110 residential units. (26 acres)	Santoro Road, between Ramon Road and McCallum Way	Phase 1 & 2 water and sewer plan check comments with design engineer.	None	Staff reviewing Phase 2 map	None

Project Name and Description	Project Location	Development Services	Construction Inspection	Right-of-Way	Engineering/ Capital Projects
<b>Desert Bloom</b> <i>Tract 38269</i> 96 Residential lots.	30 <sup>th</sup> Ave, West of Landau Blvd	Meeting held with developer on December 10, 2024, to discuss tract map review comments. Water and sewer plan check comments sent to design engineer.	None	Staff reviewing map	
<b>Newport 17 Apartments</b> (1.59 acres)	SW corner of Ave 33 and Date Palm Drive	Water and sewer plans in plan check.	None	None	None
<b>Ortega Road Sewer Extension</b> 1 Single family residence	NE corner of Ortega Road and Moreno Road	None	Sewer installation is complete and awaiting record drawings.	None	None
<b>Reflections at Cimarron</b> <i>Tract 38137</i> Fourteen residential units. (3.75 acres)	McCallum Way, east of Peggy Way	None	None	None	None
<b>Rio Del Sol</b> <i>Tract 28561</i> 277 residential units. (50.21 acres)	Gerald Ford Drive, west of Da Val Street	None	Sewer installation is 75% complete. Water installation is at 60% complete.	None	None
<b>63 Maxx Commercial Park</b> <i>Tract 30726</i> Project is comprised of an 8-lot commercial development	Date Palm Drive and Industrial Court	Water and sewer hydraulic modeling on hold pending additional information from developer.	None	None	None
<b>Verano (Formerly known as Rio Vista)</b> <i>Tract 37124</i> 1,362 single and multi-family units, commercial use, and an elementary school. (303 acres)	Verona Road and Landau Boulevard	Water and sewer plans in plan check. Well site #2 plans in plan check.	None	None	Construction of Reservoir 3570-1 is complete.

**Projects without Activity:** The following projects did not involve CVWD services during the month of the date of this General Manager's Report. Projects without CVWD activity remain on this list for no more than three years.

Project Name and Description	Project Location	Development Services	Construction Inspection	Right-of-Way	Engineering/ Capital Projects
<b>Ivey Palms Development</b> Tract 37434 Over 1,000 residential units. (215 acres)	West of the existing Jack Ivey Ranch Development	Developer's engineer continues work on project's stormwater hydrology. No CVWD plan check activity since February 2021.	None	None	No hydrology and hydraulics submittal since January 2020.
<b>Rancho Vista Drive</b> Tract 37903 Three residential units. (0.88 acres)	Rancho Vista Drive, south of 33 <sup>rd</sup> Ave	None	None. Project completed on September 30, 2024.	None	None
<b>Sunniva Ramon 19 Cannabis Cultivation</b> Project is under new ownership. 489,000 square-foot cannabis cultivation building. (19.14 acres)	South of Ramon Road, adjacent to the Outdoor RV Resort	None	None	None	None

## COACHELLA

**Projects with Activity:** The following projects involved CVWD services during the month of the date of this General Manager's Report.

Project Name and Description	Project Location	Development Services	Construction Inspection	Right-of-Way	Engineering/ Capital Projects
<b>Avenue 50 Bridge over CVSC</b>	Avenue 50 over the CV Stormwater Channel	Staff is drafting a cooperative agreement with the City of Coachella. Irrigation lateral replacement plans in plan check. Bridge construction plans submitted for plan review.	None	Agreement to City for review; pending submittal items including USBR abandonment packages.	Latest H&H submittal under review.
<b>Coachella Airport Business Park</b> Multiple warehouse buildings for cannabis cultivation, self-storage units, service station, and drive-thru restaurants. (42.69 acres)	NW corner of Airport Boulevard and CV Stormwater Channel	City of Coachella reported that they will be providing domestic water service. Waiting on letter from City to confirm.	None	None	None

**General Manager's Report**

**December 2024**

Project Name and Description	Project Location	Development Services	Construction Inspection	Right-of-Way	Engineering/ Capital Projects
<b>KPC Development Company</b>	North of the East Side Dike and Interstate 10	None	None	None	Comments sent to applicant.
<b>Sevilla By Pulte</b> <i>Tract 38557</i> 204 single family homes <i>* Agricultural drain review only (in City of Coachella Water &amp; Sewer Service Area).</i>	West side of Van Buren Street south of Ave 50	None	Pre-construction meeting on December 11, 2024.	Construction permit for irrigation lateral abandonment issued.	Pulte Homes has abandoned the portion of Irrigation Lateral 118.7-2.8. Working with inspection to close out this project.
<b>29 Palms Band of Indians - Irrigation lateral 107.3-0.8-0.8 &amp;-1.0</b>	Dillon Road and Hwy 86	Irrigation plan check comments sent to design engineer.	None	None	3 <sup>rd</sup> plan check submittal comments were returned to applicant on 12/26/24.
<b>29 Palms Band of Indians - Van Buren .75 North Drain Relocation</b>	Dillon Road and Hwy 86	Plan check comments with design engineer.	None	None	1 <sup>st</sup> plan check submittal comments returned on November 15, 2023.

**Projects without Activity:** The following projects did not involve CVWD services during the month of the date of this General Manager's Report. Projects without CVWD activity remain on this list for no more than three years.

Project Name and Description	Project Location	Development Services	Construction Inspection	Right-of-Way	Engineering/ Capital Projects
<b>Dillon Road Bridge</b> Proposed widening and reconstruction of the Dillon Road Bridge.	Dillon Road and the CV Stormwater Chanel	None	None	None	Project on hold. No submittal since January 2022.
<b>La Entrada</b> Residential, commercial, and recreational community. (2,200 acres)	South of Interstate 10 on Avenue 50	Developer's engineer continues design work on Avenue 50 expansion and relocation of USBR irrigation laterals. No CVWD plan check activity since February 2021.	None	None	No recent activity.
<b>Sevilla by Pulte</b> <i>Tract 38084</i> 107 Single family homes. (26.81 acres) <i>* Agricultural drain review only (in City of Coachella Water &amp; Sewer Service Area).</i>	Between Van Buren Street and Chiapas Drive, on Avenue 51	None	None	None	None

### DESERT HOT SPRINGS

**Projects with Activity:** The following projects involved CVWD services during the month of the date of this General Manager's Report.

Project Name and Description	Project Location	Development Services	Construction Inspection	Right-of-Way	Engineering/ Capital Projects
<b>Dillon Circles Cultivation Center (Formerly known as Oxford Cultivation)</b> Project is under new ownership. Five 200,000 square foot buildings for medical marijuana cultivation center. (35.1 acres)	NE of the intersection of Little Morongo Road and Dillon Road	Water plans approved with release pending completion of plan check checklist items. Domestic Water Special Installation Agreement pending developer signature.	None	None	None

**Projects without Activity:** The following projects did not involve CVWD services during the month of the date of this General Manager's Report. Projects without CVWD activity remain on this list for no more than three years.

Project Name and Description	Project Location	Development Services	Construction Inspection	Right-of-Way	Engineering/ Capital Projects
<b>APN 645-300-009 Eberle Residence</b> One single family home. (2 acres)	NE corner of Dillon Road and Morley Drive	None	None	None	None
<b>Dillon Road at Mission Creek Emergency Repair Water Main</b> <i>City of Desert Hot Springs</i>	Dillon Road and Mission Creek	None	No status update this month. The relocated water main was progressed for service on March 15, 2024.	None	None
<b>APN 645-330-011 Hanley Residence</b> One single family home. (1.25 acres)	Vee Bee Street, North of Ave 20	None	No status update this month. Project on hold effective May 2023.	None	None
<b>New Green Acres Cannabis Cultivation</b> <i>Tract 37331</i> Eight 35,295 square foot buildings for medical marijuana cultivation center. (15.10 acres)	NE of the intersection of Little Morongo Road and Dillon Road	CVWD issuing meters for future phases upon request.	No status update this month. Phase 1 water construction completed.	None	None
<b>Newland- Varner Road Warehouse (Formerly Desert Land Ventures)</b> <i>APN 669-150-002</i>	North of I-10 and SW of intersection of Varner Road and West Drive	None	None	None	None



## INDIAN WELLS

***Projects with Activity:*** The following projects involved CVWD services during the month of the date of this General Manager's Report.

Project Name and Description	Project Location	Development Services	Construction Inspection	Right-of-Way	Engineering/Capital Projects
<b>El Dorado Country Club Spa/Fitness Remodel</b>	El Dorado Country Club	None	No status update this month. Sewer installation is 75% complete.	None	None
<b>Indian Wells Crossing</b> Commercial retail, restaurants, and possible residential housing. (12+ acres)	West and east side of Miles Avenue, between the Whitewater River Stormwater Channel and Hwy 111	Sewer force main relocation plans in plan check.	None	None	Stormwater hydrology and hydraulics report related to improvements for the Whitewater River Stormwater Channel is complete. Conceptual approval letter sent to applicant.
<b>The Province</b> Tract 32880 133 residential lots. (40 acres)	Across from the Indian Wells Resort on Hwy 111	None	None	None	None

***Projects without Activity:*** The following projects did not involve CVWD services during the month of the date of this General Manager's Report. Projects without CVWD activity remain on this list for no more than three years.

Project Name and Description	Project Location	Development Services	Construction Inspection	Right-of-Way	Engineering/Capital Projects
<b>Mountain View Villas Phase 2</b> Phase 2 of Mountain View Villas low-income housing project. (13.62 acres)	Along the south bank of the Whitewater River Stormwater Channel, east of Miles Avenue	Conference call held with City staff on April 15, 2021, to discuss requirements for expanding the WWRSC slope lining along the project boundary. City to provide CVWD comments on the Installation Agreement. Meeting held on July 15, 2021, with Indian Wells Crossing developer and City to discuss timing of stormwater improvements. No CVWD activity since meeting in July 2021.	None	None	None

## INDIO

**Projects with Activity:** The following projects involved CVWD services during the month of the date of this General Manager's Report.

Project Name and Description	Project Location	Development Services	Construction Inspection	Right-of-Way	Engineering/Capital Projects
<b>Arroyo Crossing</b> Parcel Map No. 37797 184-unit apartment complex. <i>* Stormwater only</i>	Jefferson Street just south of Highway 111. Adjacent to La Quinta Evacuation Channel	Stormwater Installation Agreement for slope protection waiting on approved legal exhibits from design engineer. Stormwater plans in plan check.	None	None	Latest review complete. Comments sent to applicant.
<b>Church at the Red Door*</b> Tentative Tract Map 37387 Church site. (12.26 acres) <i>*Service area:</i> Sewer – CVWD Water - Indio Water Authority	SE corner of Avenue 49 and Jefferson Street	None	Sewer installation at 90% complete.	None	None
<b>Dolfina</b> Tract 38072 Irrigation Lateral 118.1 relocation.	SE corner of Avenue 49 and Jackson Street	None	Irrigation main installation is complete.	None	Irrigation lateral shutdown took place on May 28, 2024 and the work has been completed successfully.
<b>Domani*</b> Tract 30966 202 residential units. (40 acres) <i>*Riverside County jurisdiction</i>	NW corner of Avenue 40 and Adams Street	None	No status update this month. Phases 2 through 4 water have been progressed for service.	None	Development has completed payment for its share of the North Indio Flood Control Project.
<b>Empire Polo Grounds Tack Room Tavern Restaurant &amp; Commercial Building</b> (4.30 acres)	NW corner of Monroe St and Ave 51	None	None	None	None
<b>España Tract 31689</b> 471 residential units. (161 acres)	NE corner of Adams Street and Avenue 40	Phase 2 water and sewer plans, well site plan, and storm drain plan in plan check.	Phase 1 water and sewer pre-construction meeting held on December 4, 2024. Sewer installation is 25% complete.	None	Development has completed payment for its share of the North Indio Flood Control Project.

Project Name and Description	Project Location	Development Services	Construction Inspection	Right-of-Way	Engineering/Capital Projects
<b>Industrial Park APN 610-020-020, 021, 036</b> <b>Irrigation Lateral 112.7 and 112.7-1.0 abandonment</b>	SE corner of Clinton Street and Ave 42	Irrigation abandonment plan check comments sent to design engineer.		Staff will process USBR abandonment once plans approved.	
<b>Jackson Street Bridge Expansion</b> Expansion of the City's existing bridge.	Jackson Street at the CV Stormwater Channel	None	Project is 45% complete.	None	Comments sent to applicant.
<b>Jackson Street Improvements Irrigation lateral replacements 118.1, 119.2, 119.64 &amp; Ave 52 West Drain</b>	Jackson Street from Ave 49 to Ave 52	None	Drain line replacement installation is complete.	None	The following irrigation lateral replacements have been completed: 118.1, 119.64, and Ave 52 West Drain.
<b>Parcel Map 38241 Parcel 1 Sewer Main Extension</b> 1 residential lot.	SW corner of Zenda Drive and Los Palos Road	Sewer plan check comments with design engineer.	None	None	None
<b>Polo Estates</b> <i>Tract Nos. 33044, 37100, 37396</i> 815 residential lots. (205.67 acres)	Avenue 52 and Jackson Street	None	No status update this month. Sewer installation is 89% complete.	None	None
<b>Pulte Del Webb Desert Retreat (Debonne Property)</b> <i>Tract 38470</i> 1,400 single family units. (377.67 acres)	Ave 40, east of Jefferson Street	Phase 2 domestic water and sewer plans, 7MG Reservoir plan and Clubhouse plans in plan check. Developer's redline comments to Special Installation Agreement with CVWD staff for review.	None	Staff review of Phase 2 tract map.	None
<b>Ventana</b> <i>Tract 37884</i> 103 residential lots. (45.17 acres) <i>*Service area:</i> <i>Sewer – CVWD</i> <i>Water - Indio Water Authority</i>	North of Avenue 50 east of Jefferson	Irrigation relocation plans and sewer plan check comments with design engineer.	None	Pending submittal for USBR and CVWD quitclaims.	Engineering reviewed irrigation relocation plans (6 <sup>th</sup> submittal) and returned comments on February 26, 2024.

**Projects without Activity:** The following projects did not involve CVWD services during the month of the date of this General Manager's Report. Projects without CVWD activity remain on this list for no more than three years.

Project Name and Description	Project Location	Development Services	Construction Inspection	Right-of-Way	Engineering/ Capital Projects
<b>Chandi Square</b> Gas station, convenience store, carwash (2.52 acres) <i>* CVWD water and sewer service area</i>	SW corner of Varner Road and Jefferson Street	None	None	None	None
<b>Desert Crossroads Fitness Center</b> <i>Parcel Map 37638 *</i> Two commercial buildings. (7.12 acres) <i>*Project is currently in Indio Water Authority sphere of influence.</i>	South of Hwy 111 and west of Jefferson Street	None	No status update this month. Water has been progressed for service on August 1, 2024.	None	None
<b>Majestic Indio Burr</b> 3 Commercial/Industrial Buildings totaling 480,000 square feet.	NE corner of Burr Street and Ave 43	Domestic water and sewer hydraulic modeling on hold pending additional information. Meeting held on May 28, 2024 with Indio Water Authority to review their domestic water hydraulic modeling results. Developer has placed project on hold.	None	None	None
<b>Majestic Indio Gateway</b> Commercial/Industrial Park with 113,000 square feet of building space. <i>(Sewer only project)</i>	NE corner of Indio Blvd and Jefferson Street	Staff working on sewer hydraulic modeling.	None	None	None
<b>Northgate East</b> <i>Tract 37076</i> 66 residential lots. (13.9 acres) <i>*Service area: Sewer-CVWD Water-Indio Water Authority</i>	SE corner of Ave 42 and Jefferson Street	None	Sewer has been progressed for service.	None	None

Project Name and Description	Project Location	Development Services	Construction Inspection	Right-of-Way	Engineering/ Capital Projects
<b>Northgate West</b> Tract 37075 50 residential lots. (9.9 acres) <i>*Service area:</i> Sewer-CVWD Water-Indio Water Authority	SW corner of Ave 42 and Jefferson Street	None	None	None	None
<b>The Crossings*</b> Tract Map 37899 Forty-eight lot condominiums. (16.92 acres) <i>*Service area:</i> Sewer – CVWD Water – Indio Water Authority	East of Jefferson Street and north of Avenue 50	None	None	None	None
<b>Virada (Formerly known as Fiesta De Vida)</b> 1,384 residential units and a clubhouse. (402 acres)	North of Avenue 38 and Adams Street	None	None	Quitclaim for existing water easement will be processed once the Adams Street Project installs the new pipeline within the future Adams Street located within this development.	A portion of the Adams Street Transmission Main will be constructed through this project.

## LA QUINTA

***Projects with Activity:*** The following projects involved CVWD services during the month of the date of this General Manager's Report.

Project Name and Description	Project Location	Development Services	Construction Inspection	Right-of-Way	Engineering/ Capital Projects
<b>Andalusia at Coral Mountain, East Tract</b> 650 residential units. (1,132 acres)	SE corner of Avenue 58 and Madison Street	Developer requesting water meters for home construction.	No status update this month. Water and sewer have progressed for service.	None	None
<b>Ave 50 Bridge over La Quinta Evacuation Channel</b>	Ave 50 east of Washington Street	None	None	None	CVWD coordinating with applicant on H&H calculations. Awaiting first submittal.

Project Name and Description	Project Location	Development Services	Construction Inspection	Right-of-Way	Engineering/Capital Projects
<b>Capistrano Development</b> <i>Tract 31910</i> 130 residential lots.	NW corner of Ave 58 and Monroe Street	None	Well site work is 30% complete.	None	None
<b>Dune Palms Bridge</b> City of La Quinta bridge across the CV Stormwater Channel.	Dune Palms Road at CV Stormwater Channel	None	Construction is 65% complete.	None	Project under construction. Projected completion is February 2025.
<b>Estates at Coral Mountain (Formerly known as Malaga Estates)</b> <i>Tract 33597</i> Fifty-six residential units. (21.28 acres)	SE corner of Avenue 60 and Madison Street	Received comments from developer on Draft CFD Assignment and Assumption Agreement. Directed by developer to wait until they have a new buyer. Off-site and on-site domestic water and sewer plan check comments with design engineer.	None	Staff working with USBR on the quitclaim of their easement within the project.	None
<b>Griffin Ranch</b> 303 residential units. (198 acres)	SE corner of Avenue 54 and Madison Street	Meeting held June 12, 2024, with design engineer to discuss Tract 34642 irrigation relocation plan check comments. Tract 38083 CADO installation agreement signed with county recording pending.	No status update this month. Project has progressed for service. Three well sites are 90% complete.	Staff continues to extend the construction permit for the well site improvements.	Irrigation relocation plan review comments have been returned to developer's engineer (1 <sup>st</sup> submittal) on August 22, 2023.
<b>Jefferson Apartments</b> <i>Parcel Map 37891 APN No. 600-080-041</i> Forty-unit apartment complex. (3.22 acres)	Corner of Jefferson Street and Palm Circle	None	Sewer installation is 75% complete.	None	None
<b>Madison Club "The Ranch"</b> 35 estate lots, 30 golf cottages, 9-hole golf course, and lagoon.	SE&NE corner of Ave 53 and Monroe Street	Due diligence meeting held with developer on December 12, 2024.	None	None	

Project Name and Description	Project Location	Development Services	Construction Inspection	Right-of-Way	Engineering/Capital Projects
<b>Palizada</b> <i>Tract 31732 and 31733</i> 320 residential units. (80.82 acres)	SE corner of Avenue 60 and Monroe Street in La Quinta	None	None	Quitclaim for CVWD easements will be processed once the map records new access to CVWD existing well site.	None
<b>Parcel Map 38668 Commercial Park</b> (restaurant and car wash)	NE corner of Dune Palms Road and Hwy 111	Domestic water plan revisions in plan check.	None	None	
<b>Piazza Serena</b> <i>Tract 30092</i> 97 residential units	NW corner of Ave 58 and Monroe Street	None	Project finalized on September 25, 2024.	None	None
<b>Rancho La Quinta Golf Clubhouse and Fitness Center</b> <i>Tract 27835 Parcels 8 and 9</i>	SE corner of Washington Street and Ave 48	Water and sewer plan check comments with design engineer.	None	None	None
<b>SilverRock</b> Two 18-hole golf courses, up to 1,250 room combined hotel and casita/timeshare units, clubhouse, conference center, commercial/retail center, and a maintenance facility. (523 acres)	SW corner of Jefferson Street and Ave 52	City initially entered into a Domestic Water and Sanitation System Installation and Irrigation Service Agreement with CVWD dated June 11, 2005. Subsequently, the City, CVWD, and Developer entered into an updated Special Agreement dated September 12, 2019. Water and sewer plans for Tract 37930 Pendry Condos, and Tract 37929 Resort Bungalows, Parcel Map 37207 Phase 2 within SilverRock pending resubmittal.	No status update this month.	Working with USBR on issuance of rights for utilities crossing the canal.  Pending easements for water and sewer crossing the canal.	None
<b>Saint Francis Church Expansion and Water Main Abandonment</b>	SW corner of Washington Street and Ave 47	Water abandonment and service relocation plans approved with release pending completion of plan checklist items.	None	Staff processing quitclaim	None

Project Name and Description	Project Location	Development Services	Construction Inspection	Right-of-Way	Engineering/Capital Projects
<b>Crown Monroe 40</b> <i>Tentative Tract 36902</i> Eighty lots, each with a duplex. (40.06 acres)	SE corner of Avenue 55 and Monroe Street	Water plan revisions in plan check.	Irrigation installation is now complete. Sewer installation is 80% complete. Water installation is 40% complete.	None	Replacement of Irrigation Lateral 121.6-3.1 has been successfully completed.
<b>Projects without Activity:</b> The following projects did not involve CVWD services during the month of the date of this General Manager's Report. Projects without CVWD activity remain on this list for no more than three years.					
Project Name and Description	Project Location	Development Services	Construction Inspection	Right-of-Way	Engineering/Capital Projects
<b>Carmela Development</b> <i>Tract 31874</i> 101 residential lots	SW corner of Ave 52 and Monroe Street	None	None	None	None
<b>Castillas at Griffin Ranch</b> <i>Phase 1A, 1B and 1C</i> Ninety residential lots. (43.48 acres)	SW corner of Avenue 54 and Monroe Street	Water and sewer plans and off-site water plan on hold by developer. Off-site agricultural irrigation lateral relocation plan approved. Draft Standard Irrigation Installation Agreement sent to developer for review. No plan check activity since May 2018.	None	None	None
<b>Centre</b> <i>Tract 37359</i> 131 multi-family residential units and a 2,900 square foot clubhouse. (22 acres)	South of Auto Centre Drive and east of Adams Street	None	None	None	None
<b>Coral Mountain Resort (Formerly known as CM Wave)</b> 375 homes with golf course. (380 acres)	East of Madison Street and South of Ave 58	Pre-development meeting held on May 11, 2023 to discuss project's new proposed development and requirements for domestic water, sewer, and canal irrigation service. No activity since meeting.	None	None	None



Project Name and Description	Project Location	Development Services	Construction Inspection	Right-of-Way	Engineering/ Capital Projects
<b>Crestwood Communities</b> (Formerly known as Diamante) <i>Tract 30138</i>	Ave 52 east of Jefferson Street	None	Phase 2 water and sewer have progressed for service.	None	None
<b>La Quinta Apartments</b> 221 apartment units. (13.84 acres)	NE corner of Avenue 50 and Washington	Meeting held April 25, 2023, with developer and City of La Quinta to discuss future Ave 50 bridge over La Quinta Evac Channel and impacts to proposed development and CVWD property.	None	None	None
<b>Palo Verde II</b> (Formerly known as Mirage at La Quinta II) <i>Tract 33336</i> 23 residential lots	Ave 58 east of Madison Street	None	No status update this month. Project has progressed for service on July 30, 2024.	None	None
<b>Polo Villas</b> <i>Tract 33085</i> Eleven Vacation Villas	Beth Circle east of Madison Street	None	None	None	None
<b>Rancho Polo</b> APN 764-130-027 20 residential units	NE Corner of Oasis Street and Ave 58	Domestic water hydraulic modeling on hold pending additional information from developer.	None	None	None
<b>Sierra Blanca</b> <i>Tract 36561</i> 34 residential units APN 780-130-005 (12.25 acres)	Approximately 1,600' south of Ave 54 on Monroe Street	None	None	None	None
<b>Signature Series</b> 230 residential lots. (41.95 acres)	PGA West Development	None	None	None	None
<b>Vista Santa Rosa Gateway Village</b> <i>Parcel Map 37801</i> Mixed use: retail, gas station, restaurant, 128 unit assisted living.	SE corner of Airport Blvd, and Monroe Street	Staff awaiting additional information from consultant to perform domestic water and sewer hydraulic modeling.	None	None	None

## MECCA

***Projects with Activity:*** The following projects involved CVWD services during the month of the date of this General Manager's Report.

Project Name and Description	Project Location	Development Services	Construction Inspection	Right-of-Way	Engineering/Capital Projects
<b>Ave 62 Community Sewer</b>	Ave 62 and Pierce Street	Sewer plan check comments with design engineer.	None	None	None
<b>Lincoln Street Waterline Extension</b> 12-inch diameter water main extension to provide a future connection to the Saint Anthony mobile home park.	On Lincoln Street, from Avenue 68 connecting to the future Avenue 66 water main extension	None	None	None	Funding for construction has been acquired as part of the Saint Anthony Mobile Home Park Project. Project was bid with the Avenue 66 Transmission Main Project and awarded at the November 14, 2023 Board Meeting. Project is under construction with a completion date of May 2025.
<b>Nuestro Orgullo Tract 35465</b> 300 single-family residential lots. (60.54 acres)	SE corner of Avenue 63 and Lincoln Street	Domestic water/sewer and drain line replacement plan check comments sent to design engineer. Irrigation demolition/replacement plans in plan check.	None	None	CVWD can provide water service to this project once the Ion Exchange Treatment Plant (IXTP) at Well 7991 has been rehabilitated and the well is back in service or the Avenue 66 transmission main is complete.

***Projects without Activity:*** The following projects did not involve CVWD services during the month of the date of this General Manager's Report. Projects without CVWD activity remain on this list for no more than three years.

Project Name and Description	Project Location	Development Services	Construction Inspection	Right-of-Way	Engineering/Capital Projects
<b>Lincoln Street Mobile Home Park</b> APN 727-260-017 Twelve (12) units	NW corner of Ave 68 and Lincoln Street	None	None	None	None
<b>Pierce Street Water and Sewer Consolidation Project and Avenue 70 Watermain</b> 900 residential units.	Pierce Street between Ave 66 and Ave 70	Water and sewer plan check comments with design engineer. This project is funded by the SWRCB and as of February 29, 2024, this Project is on hold pending SWRCB award to a new Technical Assistance provider to finish the design.	None	None	None

## NORTH SHORE

**Projects with Activity:** The following projects involved CVWD services during the month of the date of this General Manager's Report.

Project Name and Description	Project Location	Development Services	Construction Inspection	Right-of-Way	Engineering/ Capital Projects
<b>North Shore Elementary School</b> New elementary school for 27 approx. 750 students. (39.49 acres)	700 feet east of Arthur Road on the north side of Avenue 70	Off-site water improvement plan check comments sent to design engineer. Project's Special Domestic Water Installation Agreement signed by school district. Staff preparing Agreement for Board approval in January 2025.	None	None	Updated water hydraulic modeling letter was sent to school on June 17, 2022.

**Projects without Activity:** The following projects did not involve CVWD services during the month of the date of this General Manager's Report. Projects without CVWD activity remain on this list for no more than three years.

None

## PALM DESERT

**Projects with Activity:** The following projects involved CVWD services during the month of the date of this General Manager's Report.

Project Name and Description	Project Location	Development Services	Construction Inspection	Right-of-Way	Engineering/ Capital Projects
<b>Bravo Garden Apartments</b> 388 apartment units. (18.07 acres)	Hovley Lane east of Portola Ave	Phase 1 and 2 domestic water and sewer plans approved with release pending completion of plan check checklist items.	None	None	None
<b>Cal State San Bernardino Expansion</b>	Northeast Corner of Frank Sinatra Dr and Cook Street	Meeting held November 4, 2024, with CSUSB and their design team to discuss recent hydraulic modeling results. After meeting, staff provided CSUSB with water and sewer cost estimates for their proposed expansion. December 20, 2024, received letter from CSUSB with their proposal to meet CVWD design requirements based on hydraulic modeling results. Proposal under staff review.	None	None	None
<b>Crossings at Palm Desert</b> 176 apartment units. (11 acres)	SE corner of Dick Kelley Dr and Gateway	Off-site sewer plans in plan check.	Sewer installation is 90% complete. Water has progressed for service.	None	None

Project Name and Description	Project Location	Development Services	Construction Inspection	Right-of-Way	Engineering/ Capital Projects
<b>Desert Surf</b> <i>Tract 37639</i> Hotel with a surf lagoon. (14.65 acres)	Desert Willow Golf Resort	Domestic water plan revisions submitted for review.	Pre-construction meeting was held on October 21, 2024. Sewer installation is 30% complete.	None	None
<b>JFK Trail</b> <i>Parcel Map 36502</i> Three custom residential lots. (2.09 acres)	JFK Trail	Water and sewer plan check comments with design engineer.	None	None	None
<b>Living Desert Reserve 2.75 Water Main Relocation</b>	47900 Portola Ave, Palm Desert	Invoice for service and relocation work associated with Phase 2.75 is paid. Work orders pending coordination with developer.	Arranging pre-construction meeting date with the contractor.	None	None
<b>Nighthawk Estates</b> <i>Tract 34305</i> Ten residential estate lots. (20 acres)	Stone Eagle Drive, east of Hwy 74	Meeting scheduled January 8, 2025, with developer to discuss possible private water booster station.	None	None	Engineering reviewed the revised plans and provided comments on April 3, 2023. Revised plans were submitted on April 25, 2024 and are currently under review by Engineering and Operations.
<b>Pulte Homes</b> <i>Tract 38434 Explore (Former Refuge)</i> 332 residential units and clubhouse. (79.3 acres)	SW corner of Julie Lane and Vitalia Way	Phase 2 water and sewer plans in plan check.	None	None	None
<b>Santa Barbara Condos</b> Tract 38033 32 condo units. (3.93 acres)	SWC of Gerald Ford Drive and Shepherd Lane	Water and sewer plan check comments with design engineer.	None	None	None
<b>Tiki Apartments</b> 32 Apartments 1.54 acres	Abronia Trail, southwest of Panorama Dr	Sewer plan check comments sent to design engineer.	None	None	

Project Name and Description	Project Location	Development Services	Construction Inspection	Right-of-Way	Engineering/Capital Projects
<b>University Park (CFD 2021-1)</b> <b>Woodbridge Pacific Group</b> Tract 37506-1,-2,-3 1,400 residential units and approx. 60 acres for commercial, office, and hotel land use. (251.7 acres)	Gerald Ford Drive, east of Portola Avenue	Project requesting meters for house construction in Phase 1 and 2. Phase 3 water and sewer plans approved with release pending completion of plan checklist items. Well Site Lot "R" improvement plan check comments with design engineer.	None	Complete	Development's backbone infrastructure was installed under the City of Palm Desert Community Facilities District No. 2005-1. Finance has confirmed that the developer has paid its obligation for Reservoir 4605-2.
<b>Villa Portofino</b> Tract 36404, Lot 3 Senior living facility of 161 suites/apartments. (6.43 acres)	South of Country Club Drive and west of Portola Avenue	None	Sewer installation is 85% complete. Water installation is 85% complete.	None	None
<b>Vitalia Palm Desert Apartments</b> Two hundred sixty-nine units. (11.94 acres)	Gerald Ford Drive, west of Portola Avenue	None	Sewer installation is 80% complete. Water installation is 85% complete.	None	None
<b>Monterey Crossing</b> Tract Map 37157 Retail shopping and hotel. (17 acres)	NE corner of Dinah Shore Drive Monterey Avenue	Staff working on TownePlace Suites Hotel sewer hydraulic re-modeling request. Water and sewer plans in plan check.	None	Staff processing new easement.	None
<b><u>Projects without Activity:</u></b> The following projects did not involve CVWD services during the month of the date of this General Manager's Report. Projects without CVWD activity remain on this list for no more than three years.					
Project Name and Description	Project Location	Development Services	Construction Inspection	Right-of-Way	Engineering/Capital Projects
<b>Apogee-Millennium Apartments</b> Tract 36792 330-unit apartment complex.	Technology Drive and Gerald Ford Drive	None	None	None	None
<b>Marriot Shadow Ridge Ph 10 &amp; 11</b> Tract 28818-1 New Tract 38866 93 single family residential Development (18.8 acres)	SE corner of Monterey Ave and Frank Sinatra Drive	Water and sewer plans in plan check.	None	None	None

Project Name and Description	Project Location	Development Services	Construction Inspection	Right-of-Way	Engineering/ Capital Projects
<b>Montage</b> <i>Tract 37993</i> 63 residential lots. (23.4 acres)	NW corner of Julie Lane and Portola Avenue	None	None	None	None
<b>Palm Desert Country Club Condominiums (Formerly known as Palm Desert Country Club Executive Golf Course)</b> <i>Tracts 37240, 37241, 37242</i> Sixty-nine condominiums. (30 acres)	77-200 California Drive	None	None	None	None
<b>President's Plaza East and West Parking Lot Improvements</b> Remodeling and repaving the parking area of the Presidents Plaza by City. This will include the relocation of CVWD water and sewer facilities.	Between Larkspur Lane, El Paseo, Hwy 111 and Portola Avenue	None	Water and sewer installation finalized on September 4, 2024.	None	None
<b>Recreational Vehicle Storage</b> <i>Tentative Tract Map 37678</i> RV storage facility with thirty-five enclosed storage units, one office, and twenty-one outdoor RV stalls. (2.73 acres)	Berkey Drive, north of Varner Road	None	Water installation finalized on March 22, 2024.	None	None
<b>Sage (Formerly known as Gallery North)</b> <i>Tract 36351</i> Eleven single-family residential lots, one recreation clubhouse lot, and one multi-family residential parcel. (30.77 acres)	SE corner of Dick Kelly Drive and Dinah Shore Drive	None	None	None	None
<b>WNG Apartments</b> <i>Tract 33837-1</i> 150 apartment units with recreation building. (6.8 acres)	NE of Gerald Ford Drive and north of Frank Sinatra	None	None	None	None

## RANCHO MIRAGE

**Projects with Activity:** The following projects involved CVWD services during the month of the date of this General Manager's Report.

Project Name and Description	Project Location	Development Services	Construction Inspection	Right-of-Way	Engineering/ Capital Projects
<b>Brenson Homes</b> <i>Tract 36620</i> 82 single family lots. (33.7 acres)	NE corner of Via Florenca and Via Josefina	Water and sewer plans in plan check. Staff waiting on additional information from developer to complete draft Special Domestic Water and Sanitation Agreement.	None	None	None
<b>Chandi Estates</b> <i>Parcel Map 37182</i> Three custom residential lots. (4.16 acres)	38-500 Vista Dunes Road	None	Sewer installation is 85% complete. Water installation is 85% complete.	None	None
<b>Clock Investments- Thunder Road Sewer</b> 7 single family lots.	SW corner of Hwy 111 and Thunder Road	Sewer improvement plan check comments sent to design engineer. Staff working on sewer hydraulic modeling.	None	None	
<b>Courser Lane</b> <i>Tract 38899</i> 4 residential lots. (5 acres)	Vista Del Sol between Frank Sinatra Dr. and Country Club Dr	Project submitted for domestic water and sewer hydraulic modeling.		None	
<b>Eisenhower Desert Cardiology Building</b>	Bob Hope and Country Club	Domestic water and sewer plan check comments sent to design engineer.	None	None	None
<b>Eisenhower Medical Care- Memory &amp; Child Care Building</b>	Bob Hope and Country Club	Water and sewer plans approved with release pending completion of plan check checklist items.	None	None	None
<b>Jessup/Volvo/Infiniti Dealership</b> <i>Tract 38054</i> New car dealership. (25.18 acres)	South of Hwy 111 and east of Mirage Road	Off-site and on-site water plans approved with release pending completion of plan check checklist.	None	None	None
<b>Parcel Map 38152</b> 2 residential lots	SW of Clancy Lane and Don Quixote Drive	Water and sewer plans in plan check.	None	None	None

Project Name and Description	Project Location	Development Services	Construction Inspection	Right-of-Way	Engineering/ Capital Projects
<b>Parcel Map 38315 Palomino Four</b> 4 residential lots	NW corner of Cypress Lane and Palomino Lane	Domestic water plans signed with release pending completion of plan check checklist items.	None	None	None
<b>Porcupine Creek</b> (190 acres)	South of Dunes View Road and Gardess Road intersection	Private water line EP plan approved and released for construction.	Full progress granted on November 22, 2024.	None	None
<b>Rancho Mirage Kidney Institute</b> <i>Tract 37976</i> Three medical buildings totaling 35,845 square feet. (5.16 acres)	NE corner of Bob Hope Drive and Ginger Rogers Road	Developer's engineer working on legal exhibits for development agreement. Water and sewer plan approved with release pending completion of plan check items. Special Domestic Water System Installation Agreement sent to developer for execution.	None	None	None
<b>Rancho Monterey</b> Mixed use: 400 residential, 150 key hotel, Retail/Commercial 200,000 sq. ft (38 acres)	NW corner of Monterey Ave and Dick Kelly	Staff working on sewer hydraulic modeling. Domestic water hydraulic modeling results sent to design engineer.	None	None	
<b>Sanctuary</b> <i>Tract 38380</i> 4 residential units. (2.5 acres)	Ginger Rogers Road east of Landy Lane	None	Sewer installation at 80% complete.	None	None
<b>Section 24 Pulte Homes*</b> <i>Tract 36809</i> Pulte Homes is under contract to purchase and develop 321 acres of Section 24 for 1,016 residential units. (321 acres) <i>* Located on Agua Caliente tribal/allottee land</i>		None	Phase 5 has been progressed for service. Phase 6 water and sewer installations are 89% complete.	None	None



Project Name and Description	Project Location	Development Services	Construction Inspection	Right-of-Way	Engineering/Capital Projects
<b>Section 31 (Cotino)</b> <i>Tract 37856</i> Six planning areas including four residential communities, commercial use, hotels, and water lagoon feature for a combined 3,000 units. (618 acres)	Between Frank Sinatra, Bob Hope Drive, Monterey Avenue and Gerald Ford Drive	Town Center Phase 1A Addition water and sewer plans in plan check.	Phase 8 sewer installation is 80% complete. Town Center 1A sewer installation 35% complete.	None	Developer contributed 23.09% of the construction costs for Reservoir 4606-2. Reservoir was placed online at end of March 2022.  Well 4632-1 (developer funded) is currently out to bid for construction with Board Approval of Award anticipated in February.
<b>Tract 30150</b> 3 custom residential lots.	SE corner of Vista Dunes Road and Avignon Court	None	None	None	None
<b>Tract 38222</b> 8 residential units. (5 acres)	Vista Del Sol between Frank Sinatra Dr. and Country Club Dr.	Project submitted for domestic water and sewer hydraulic modeling.			
<b>Tract 38834 Catana</b> 210 single family and 95 apartment units	NW corner of Ramon Road and Rattler Road	Development submitted a Sewer hydraulic re-modeling request. Water and sewer plan check comments with design engineer.	None	None	None
<b>Via Josefina</b> <i>Tract 33329</i> 9 lot single family residential development. (4.77 acres)	On Via Josefina, North of Ginger Rogers Road	None	Water installation is 85% complete.	None	None
<b>Via Vail Village- City of Rancho Mirage Affordable Housing</b> 236 dwelling units. (10 acres)	SE corner of Via Vail and Nova Lane	None	None	None	None

**Projects without Activity:** The following projects did not involve CVWD services during the month of the date of this General Manager's Report. Projects without CVWD activity remain on this list for no more than three years.

Project Name and Description	Project Location	Development Services	Construction Inspection	Right-of-Way	Engineering/ Capital Projects
<b>City of Rancho Mirage Water and Sewer Extension</b>	City of Rancho Mirage Library across HWY 111 south	None	None	None	None
<b>GHA Development</b> <i>Parcel Map 38106</i> 4 single family lots. (4.16 acres)	NW corner of Via Florencia and Via Josefina	None	None	None	None
<b>La Paloma Homes</b> <i>Tract 38041</i> 17 residential units	SE Corner of Via Josefina and Victory Drive	None	None	None	None
<b>Tract 32327</b> Four custom residential lots. (5.07 acres)	Vista Del Sol Road, north of Country Club Drive	None	None	None	None
<b>Tract 38266 La Paloma Homes</b> 9 lot single family residential development. (4.81 acres)	On Via Florencia east of Landy Lane	None	None	None	None
<b>Tract 38273 La Paloma Homes</b> 9 lot single family residential development. (4.77 acres)	On Via Florencia east of Landy Lane	None	None	None	None
<b>Tract 38971</b> 16 residential lots	Peterson Road north of Mirage Cove Drive	None	None	None	None
<b>Via Josefina – La Paloma Homes</b> <i>Tract 38224</i> 9 single family lots. (4.77 acres)	NE corner of Ginger Rogers and Via Josephina	On-site/off-site water and sewer plans comments with design engineer.	None	None	None
<b>Via Josefina</b> <i>Tract 38447</i> APN 685-100-012 8 residential lots. (5.04 acres)	SW corner of Via Florencia and Via Josefina	None	None	None	None

Project Name and Description	Project Location	Development Services	Construction Inspection	Right-of-Way	Engineering/ Capital Projects
<b>Vista Del Sol and Vista Court</b> Four single-family residential lots. (4 acres)	Vista Del Sol Road, south of Frank Sinatra, APNs 685-240-028, 029, 031, 035	None	None	None	None
<b>Vista Del Sol – Bravo Properties</b> 9 single-family residential lots. (10.12 acres)	Vista Del Sol Road south of Frank Sinatra, APN's 685-280-002, 003	No CVWD activities since November 2021.	None	None	None
<b>Vista Del Sol Water Main Replacement</b> (City of Rancho Mirage funded)	Vista Del Sol between Country Club and Frank Sinatra	Domestic water plan signed and release pending missing plan check items.	None	None	None

## RIVERSIDE COUNTY

***Projects with Activity:*** The following projects involved CVWD services during the month of the date of this General Manager's Report.

Project Name and Description	Project Location	Development Services	Construction Inspection	Right-of-Way	Engineering/ Capital Projects
<b>Acrisure Arena*</b> <i>Parcel Map 38040</i> 300,000 square foot sports and events arena. (70 acres) <i>*Project is located within Riverside County and the Cathedral City sphere of influence.</i>	SE portion of the NorthStar development at the NW corner of Avenue 38 and Varner Road	None	Construction of well site improvement is approximately 70% complete.	None	H&H design and plans approved. FEMA has approved LOMR. Construction complete.

***Projects without Activity:*** The following projects did not involve CVWD services during the month of the date of this General Manager's Report. Projects without CVWD activity remain on this list for no more than three years.

None

## SALTON CITY

***Projects with Activity:*** The following projects involved CVWD services during the month of the date of this General Manager's Report.

Project Name and Description	Project Location	Development Services	Construction Inspection	Right-of-Way	Engineering/ Capital Projects
None					

**Projects without Activity:** The following projects did not involve CVWD services during the month of the date of this General Manager's Report. Projects without CVWD activity remain on this list for no more than three years.

Project Name and Description	Project Location	Development Services	Construction Inspection	Right-of-Way	Engineering/ Capital Projects
<b>APN 014-231-010 Taft and Borrego - Gas Station/Convenience Store</b>	SE corner of South Marina Drive and Service Line Road	None	None	None	None

### THERMAL

**Projects with Activity:** The following projects involved CVWD services during the month of the date of this General Manager's Report.

Project Name and Description	Project Location	Development Services	Construction Inspection	Right-of-Way	Engineering/ Capital Projects
<b>Ladera Golf Club (Formerly known as Juele Ranch Golf Club)</b> <i>Plat Plan No. 210024</i> Golf Course Development. (299 Acres) *Private well and septic system.	Ave 70 and Lemon Blossom	None	None	None	Comments provided to applicant. CVWD coordinating with Riverside County on project conditions. Awaiting next submittal.
<b>Oasis Gardens Mobile Home Park</b> Existing 157-unit mobile home park.	68555 Polk Street	None	None	None	Grant funding application is complete. Awaiting State determination for sewer improvements.
<b>Riverside County Thermal Maintenance Yard</b> (10 acres)	On Airport Blvd approximately 600' east of Higgins Drive	Off-site sewer plans in plan check. Draft of Special Sanitation Installation Agreement complete pending information from Riverside County.	None	None	None
<b>Sunbird Mobile Home Park</b> Septic system to CVWD sewer system conversion of 90 existing mobile home units.	84-950 Echols Road, west of Harrison Street	None	None	Staff working with ROW consultant on easement needs including BIA rights	Received grant funding for sewer improvements. Completing the design of the off-site sewer.

Project Name and Description	Project Location	Development Services	Construction Inspection	Right-of-Way	Engineering/ Capital Projects
<b>Thermal Beach Club</b> Tr 37269 Private surf club with a 20-acre Surf Lagoon and 326 residential units, part of Kohl Ranch. (111 acres)	SW corner of Avenue 64 and Polk Street	Gravity sewer relocation plans approved with release pending completion of plan check checklist items.	None	Staff processing easement	Comments returned to applicant.
<b>Thermal Motorsports Park</b> (358 acres)	Kohl Ranch	None	None	None	None
<b>Thermal Oasis Active Transportation Project</b> Ten-foot-wide multi-use trail.	Along Harrison Street, Avenue 66, Pierce Street and Avenue 74	On March 27, 2023, CVWD received Notice of Availability of a Draft Initial Study and Intent to Adopt a Proposed Mitigated Negative Declaration.	None	None	None
<b>Thermal Park (Desert Park and Rec District)</b> Community Park	SE Corner of Church and Olive Street	Special Domestic Water Installation Agreement with developer for execution. Water and sewer plans in plan check.	None	Abandonment package accepted by USBR; pending developer's submittal of construction permit.	Engineering finalized review and approved plans for the abandonment of Irrigation Lateral 99.8-0.51-2.5-0.3.
<b>Thermal Ranch Equestrian Development</b> Tract 38578 (622 acres)	SE Corner of 62 and Harrison	Meeting held April 4, 2023, with design engineer to discuss status of reservoir design and planning.	None	Staff working with USBR on fee land within project; can support County public road but not private.	None
<b>Torres Martinez Tribe Housing Development</b> APN 753-100-011 (7.5 acres)	SE Corner of Ave 63 and Monroe Street	On January 10, 2024, a meeting was held with All Mission Indian Housing Authority project coordinators to discuss existing BOR irrigation lateral onsite and sewer service to project.	None	None	None

**General Manager's Report**

**December 2024**

Project Name and Description	Project Location	Development Services	Construction Inspection	Right-of-Way	Engineering/ Capital Projects
<b>Travertine</b> <i>Tract 37387</i> 1,200 residential lots, 912-hole golf course, and 100 room resort. (880 acres)	Jefferson Street and Avenue 62, west of Dike No. 4	October 30, 2024, meeting held with developers engineer to discuss status of project and required items to draft a development agreement.	None	USBR submittals for the City's roadway and utilities that will cross Dike 4 will be processed once applications are submitted.	Applicant submitted revised scour and sedimentation document. Comments returned to applicant.
<b><i>Projects without Activity:</i></b> The following projects did not involve CVWD services during the month of the date of this General Manager's Report. Projects without CVWD activity remain on this list for no more than three years.					
Project Name and Description	Project Location	Development Services	Construction Inspection	Right-of-Way	Engineering/ Capital Projects
<b>Melkesian Property</b> APN 751-190-006 Private residence. (5.07 acres)	Ave 68 west of Harrison Street	None	None	None	None
<b>Mountain View Estates Mobile Home Park</b> 398 mobile home units. (58.75 acres)	Harrison Street and Avenue 69	None	None	None	None
<b>Oasis Villas Community</b> <i>Tract 37590</i> 102 units of affordable housing for farmworkers and roughly 38,500 square feet of commercial space by Coachella Valley Housing Coalition. (25 acres)	SW corner of Avenue 66 and Middleton Street	No CVWD activity since June 2022.	None	None	None
<b>Polanco Express Park</b> Thirty-six-unit Polanco Park (4.93 acres)	55140 Calhoun Street, APN 780-430-003	None	None	None	None
<b>Riverside Community Housing Corp; Thermal Apartments</b> Existing 25-unit apartment complex.	56690 Polk Street, Thermal	None	None	None	None

### THOUSAND PALMS

**Projects with Activity:** The following projects involved CVWD services during the month of the date of this General Manager's Report.

Project Name and Description	Project Location	Development Services	Construction Inspection	Right-of-Way	Engineering/ Capital Projects
<b>APN 650-192-024/025 Water Main Extension</b> 2 residential units.	SE corner of Ave 30 and Desert Park Drive	Domestic water plans in plan check.	None	None	None
<b>Majestic Thousand Palms</b> Commercial/Industrial Building with 1.2 million sq. ft.	NE corner of Rio Del Sol and Ave 30	None	None	None	Latest submittal under review.
<b>Palm Creek Ranch</b> <i>Tract 36805</i> 371 residential units. (101 acres)	North of Ramon Road between Desert Moon Drive and Vista Del Sol	Staff comments on the project's Special Installation Agreement sent to developer for review. Meeting held with developer on December 3, 2024, to discuss special agreement requirements. Phase 1 and 2 Onsite plans and PRV station plan in plan check.	None	None	Comments Prepared to be returned to applicant.

**Projects without Activity:** The following projects did not involve CVWD services during the month of the date of this General Manager's Report. Projects without CVWD activity remain on this list for no more than three years.

Project Name and Description	Project Location	Development Services	Construction Inspection	Right-of-Way	Engineering/ Capital Projects
None					

## VALLEY WIDE

**Projects with Activity:** The following projects involved CVWD services during the month of the date of this General Manager's Report.

Project Name and Description	Project Location	Development Services	Construction Inspection	Right-of-Way	Engineering/ Capital Projects
<b>CV Link</b> Coachella Valley Association of Governments' 40-mile pathway that will connect eight Coachella Valley cities. Pedestrians, bicyclists, and low speed electric vehicles will utilize this.	Along the current CV Stormwater Channel	None	Construction is 60% complete within CVWD right-of-way.  Jackson, Monroe, Fred Waring, Miles undercrossing improvements are 90% complete.  Avenue 52 undercrossing improvements is 40% complete. Palm Desert High School undercrossing is 100% complete.	Staff processing various permits for project.	Ave 54 review completed. No further reviews pending.

**Projects without Activity:** The following projects did not involve CVWD services during the month of the date of this General Manager's Report. Projects without CVWD activity remain on this list for no more than three years.

None



# Energy

## Energy Report Illustrates Usage in November 2024

### COACHELLA VALLEY WATER DISTRICT

Facility Type	Imperial Irrigation District (IID)			Southern California Edison (SCE)		
	Cost	\$/kWh	Avg \$/Mo	Cost	\$/kWh	Avg \$/Mo
District Facility Power	\$ 27,706	\$ 0.1650	\$ 31,580	\$ 19,301	\$ 0.1701	\$ 25,233
Domestic Water Booster Stations	\$ 28,126	\$ 0.1804	\$ 30,480	\$ 167,951	\$ 0.2074	\$ 169,132
Domestic Water Wells & Appurt.	\$ 359,579	\$ 0.1771	\$ 335,357	\$ 640,687	\$ 0.1761	\$ 681,054
Groundwater Recharge	\$ 45,811	\$ 0.2020	\$ 34,864	\$ 184	\$ 0.4373	\$ 124
Irrigation Canal System	\$ 6,727	\$ 0.2135	\$ 8,235	\$ -	\$ -	\$ -
Irrigation Pump Stations & Appurt.	\$ 186,088	\$ 0.1844	\$ 160,235	\$ -	\$ -	\$ -
Sanitation Lift Stations	\$ 11,148	\$ 0.1865	\$ 12,132	\$ 9,324	\$ 0.2006	\$ 11,284
Sanitation Water Rec. Plants	\$ 263,702	\$ 0.1606	\$ 272,075	\$ 147,822	\$ 0.2126	\$ 222,171
TOTALS	<b>\$ 928,888</b>	\$ 0.1752		<b>\$ 985,269</b>	\$ 0.1871	
COMBINED TOTAL (IID / SCE) = \$ 1,914,157 / \$ 0.1812 \$ / kWh						

### Energy Cost Comparison Table

Month	2021		2022		2023		2024	
	IID	SCE	IID	SCE	IID	SCE	IID	SCE
January	\$ 537,031	\$ 627,353	\$ 711,366	\$ 757,347	\$ 575,968	\$ 793,150	\$ 747,913	\$ 809,304
February	\$ 546,327	\$ 660,294	\$ 725,415	\$ 800,643	\$ 678,604	\$ 795,982	\$ 755,725	\$ 724,582
March	\$ 602,311	\$ 681,749	\$ 807,664	\$ 873,361	\$ 595,803	\$ 821,663	\$ 838,868	\$ 838,176
April	\$ 623,265	\$ 792,255	\$ 790,529	\$ 989,232	\$ 656,008	\$ 949,175	\$ 962,618	\$ 975,707
May	\$ 731,620	\$ 876,867	\$ 834,397	\$ 1,111,419	\$ 818,050	\$ 1,141,414	\$ 1,029,958	\$ 1,183,191
June	\$ 737,486	\$ 1,178,908	\$ 800,035	\$ 1,385,453	\$ 876,041	\$ 1,463,303	\$ 965,147	\$ 1,336,030
July	\$ 788,420	\$ 1,243,044	\$ 848,080	\$ 1,495,299	\$ 935,451	\$ 1,562,448	\$ 969,197	\$ 1,527,839
August	\$ 827,349	\$ 1,208,674	\$ 806,943	\$ 1,421,586	\$ 879,759	\$ 1,508,014	\$ 897,100	\$ 1,490,203
September	\$ 840,965	\$ 1,149,821	\$ 772,373	\$ 1,249,906	\$ 858,544	\$ 1,337,176	\$ 873,668	\$ 1,394,252
October	\$ 823,359	\$ 926,495	\$ 739,095	\$ 1,026,280	\$ 805,374	\$ 1,144,179	\$ 812,431	\$ 1,156,546
November	\$ 831,203	\$ 873,127	\$ 782,676	\$ 958,656	\$ 923,224	\$ 1,105,275	\$ 928,888	\$ 985,269
December	\$ 778,319	\$ 753,581	\$ 667,508	\$ 827,852	\$ 837,982	\$ 886,868	\$ -	\$ -
Total to Date	\$ 8,667,655	\$ 10,972,167	\$ 9,286,081	\$ 12,897,035	\$ 9,440,808	\$ 13,508,646	\$ 9,781,514	\$ 12,421,100
Subtotal for Yr.	<b>\$ 19,639,822</b>		<b>\$ 22,183,116</b>		<b>\$ 22,949,454</b>		<b>\$ 22,202,614</b>	

## **Groundwater Replenishment**

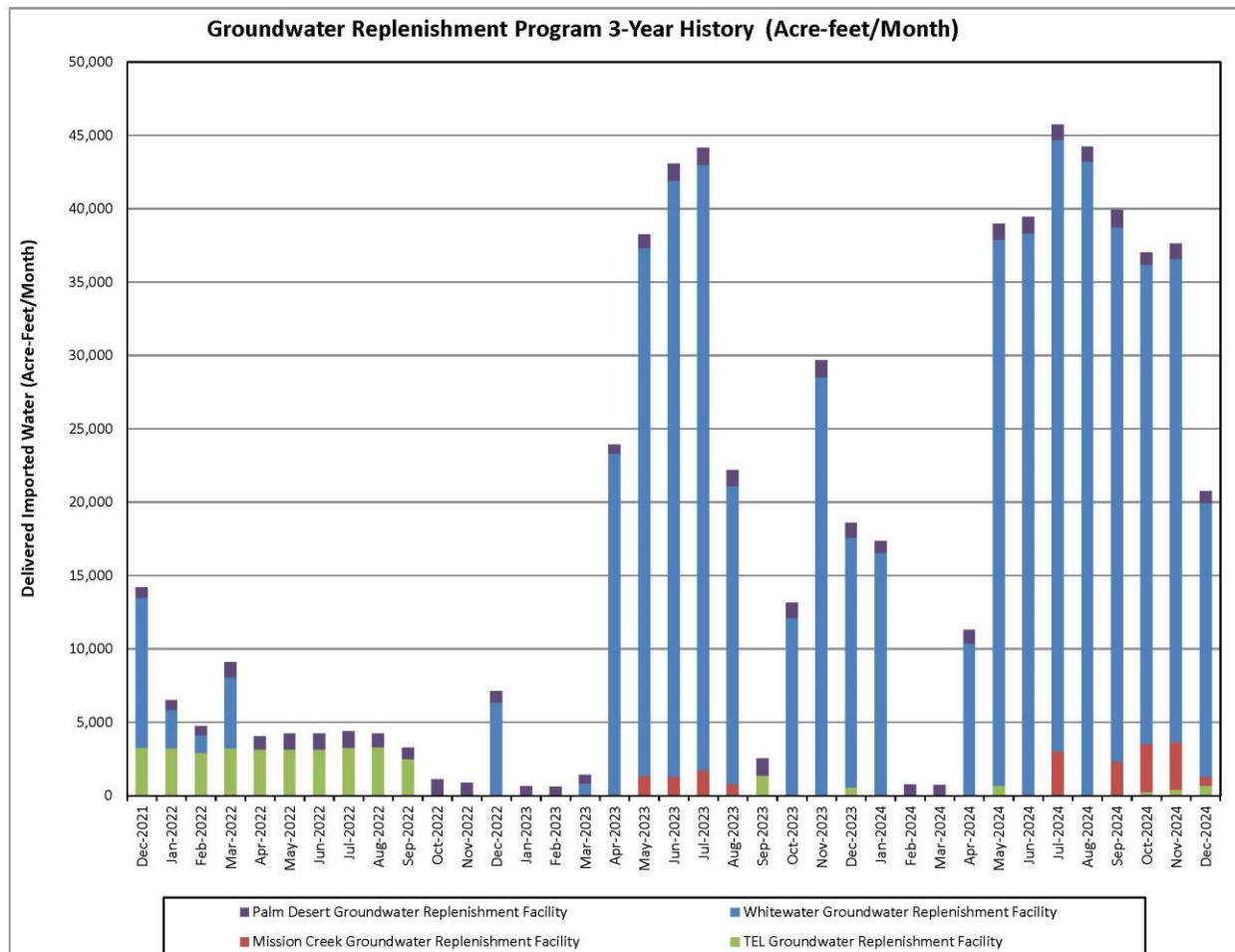
### **Palm Desert Groundwater Replenishment Facility – Phase 2**

- CVWD staff and BBK are reviewing the following options to complete the design of the environmental mitigation site: 1) U.S. Army Corps of Engineers jurisdiction and mitigation requirements; 2) use of a water well on site as the water supply for the mitigation site; 3) use CVWD's imminent domain power to acquire easements for an irrigation pipeline.
- The design of the Palm Desert Groundwater Replenishment Garfield Mitigation is 60% complete. CVWD staff and Stantec held a design workshop on December 17, 2024, to review the 60% design submittal.
- The design of the Groundwater Replenishment Facility is complete. However, the project will be advertised for bids when the design of the Palm Desert Groundwater Replenishment Garfield Mitigation Site is complete. The estimated bid date will be revised after the water source for the mitigation site is determined.

### Groundwater Replenishment Summary

<u>Facility</u>	<u>December Water Deliveries (acre-feet)</u>	<u>2024 Water Deliveries Thru December (acre-feet)</u>	<u>3-Year Running Annual Average (acre-feet)</u>
Whitewater River	18,664	307,931	179,324
Palm Desert	788	11,292	11,056
Mission Creek	600	12,540	5,778
Thomas E. Levy	<u>692</u>	<u>2,076</u>	<u>11,492</u>
<b>Total</b>	<b>20,744</b>	<b>333,839</b>	<b>207,650</b>

The Groundwater Replenishment Program graph shows the volume of imported water (in acre-feet) delivered at each of the four Coachella Valley replenishment facilities during the last rolling three-year period.



**Whitewater Groundwater Replenishment Facility (WGRF) Maintenance:**

- Total Acre feet of State Water Project flows as of December 2, 2024, is 290,233 AF.
- Preparing the site for annual sediment removal from the Percolation Ponds
- Ripped percolation Pond No.'s 9,8,16,17,18, and 19 to increase the percolation rate
- Restored the concrete at the Railroad drop, Windy Point Weir, Sluicing Structure, Intake No. 1 and at the Floodway Radial Gate structure

## Non-Potable Water Projects

ID	Name	Cost	Duration	Start	Finish	Successors	2025				2026				2027				2028				2029				
							Q3	Q4	Q1	Q2	Q3	Q4	Q1	Q2	Q3	Q4	Q1	Q2	Q3	Q4	Q1	Q2	Q3	Q4	Q1	Q2	
1	Emerald Desert RV Resort	\$1,100,000.00	2596 days	Sat 7/1/17	Mon 6/14/27																						
2	Design	\$200,000.00	250 days	Sat 7/1/17	Thu 6/14/18																						
3	CWSRF Loan Application and Approval	\$0.00	655 days	Sun 7/1/18	Thu 12/31/20																						
4	NPW Service Agreement	\$0.00	1409 days	Sun 7/1/18	Thu 11/23/23																						
5	Customer Approval	\$0.00	1400 days	Sun 7/1/18	Thu 11/9/23 6																						
6	District Approval	\$0.00	10 days	Fri 11/10/23	Thu 11/23/23																						
7	NPW Installation Agreement	\$0.00	1409 days	Sun 7/1/18	Thu 11/23/23																						
8	Customer Approval	\$0.00	1400 days	Sun 7/1/18	Thu 11/9/23 9																						
9	District Approval	\$0.00	10 days	Fri 11/10/23	Thu 11/23/23																						
10	Construction	\$900,000.00	857 days	Fri 3/1/24	Mon 6/14/27																						
11	Bidding and NTP Offsite	\$0.00	90 days	Fri 3/1/24	Thu 7/4/24 12																						
12	Offsite Piping Installation	\$500,000.00	360 days	Fri 7/5/24	Thu 11/20/25																						
13	Bidding and NTP Onsite	\$0.00	90 days	Tue 7/1/25	Mon 11/3/25 14																						
14	Onsite Piping Installation	\$400,000.00	300 days	Tue 11/4/25	Mon 12/28/26 15																						
15	Startup and Commissioning	\$0.00	30 days	Tue 12/29/26	Mon 2/8/27 16																						
16	Project Close-Out	\$0.00	90 days	Tue 2/9/27	Mon 6/14/27																						
17																											
18	Marriott Desert Springs North Course Connection	\$5,502,000.00	2854 days	Sat 7/1/17	Thu 6/8/28																						
19	Design	\$450,000.00	2500 days	Sat 7/1/17	Thu 1/28/27																						
20	CWSRF Loan Application and Approval	\$0.00	655 days	Sun 7/1/18	Thu 12/31/20																						
1 of 21																											

ID	Name	Cost	Duration	Start	Finish	Successors	2025				2026				2027				2028				2029	
							Q3	Q4	Q1	Q2	Q3	Q4	Q1	Q2	Q3	Q4	Q1	Q2	Q3	Q4	Q1	Q2		
21	NPW Service Agreement	\$0.00	839 days	Sat 7/1/23	Thu 9/17/26																			
22	Customer Approval	\$0.00	780 days	Sat 7/1/23	Thu 6/25/26 23																			
23	District Approval	\$0.00	60 days	Fri 6/26/26	Thu 9/17/26																			
24	NPW Installation Agreement	\$0.00	839 days	Sat 7/1/23	Thu 9/17/26																			
25	Customer Approval	\$0.00	780 days	Sat 7/1/23	Thu 6/25/26 26																			
26	District Approval	\$0.00	60 days	Fri 6/26/26	Thu 9/17/26 28																			
27	Construction	\$5,052,000.00	450 days	Fri 9/18/26	Thu 6/8/28																			
28	Bidding and NTP	\$52,000.00	90 days	Fri 9/18/26	Thu 1/21/27 29																			
29	Field Activities	\$5,000,000.00	240 days	Fri 1/22/27	Thu 12/23/27 30																			
30	Startup and Commissioning	\$0.00	30 days	Fri 12/24/27	Thu 2/3/28 31																			
31	Project Close-Out	\$0.00	90 days	Fri 2/4/28	Thu 6/8/28																			
32																								
33	Marriott Shadow Ridge Connection	\$16,980,000.00	2857 days	Sat 7/1/17	Tue 6/13/28																			
34	Design	\$300,000.00	1500 days	Sat 7/1/17	Thu 3/30/23																			
35	CWSRF Loan Application and Approval	\$0.00	655 days	Sun 7/1/18	Thu 12/31/20																			
36	NPW Service Agreement	\$0.00	1060 days	Wed 7/1/20	Tue 7/23/24																			
37	Customer Approval	\$0.00	1000 days	Wed 7/1/20	Tue 4/30/24 38																			
38	District Approval	\$0.00	60 days	Wed 5/1/24	Tue 7/23/24																			
39	NPW Installation Agreement	\$0.00	1060 days	Wed 7/1/20	Tue 7/23/24																			
40	Customer Approval	\$0.00	1000 days	Wed 7/1/20	Tue 4/30/24 41																			
41	District Approval	\$0.00	60 days	Wed 5/1/24	Tue 7/23/24																			
2 of 21																								

ID	Name	Cost	Duration	Start	Finish	Successors	2025				2026				2027				2028				2029										
							Q3	Q4	Q1	Q2	Q3	Q4	Q1	Q2	Q3	Q4	Q1	Q2	Q3	Q4	Q1	Q2											
42	Construction	\$16,680,000.00	1118 days	Fri 3/1/24	Tue 6/13/28																												
43	Bidding and NTP Offsite	\$0.00	90 days	Fri 3/1/24	Thu 7/4/24 44																												
44	Offsite Piping Installation	\$15,000,000.00	360 days	Fri 7/5/24	Thu 11/20/25																												
45	Bidding and NTP Onsite	\$0.00	90 days	Wed 7/1/26	Tue 11/3/26 46																												
46	Onsite Piping Installation	\$1,680,000.00	300 days	Wed 11/4/26	Tue 12/28/27 47																												
47	Startup and Commissioning	\$0.00	30 days	Wed 12/29/27	Tue 2/8/28 48																												
48	Project Close-Out	\$0.00	90 days	Wed 2/9/28	Tue 6/13/28																												
49																																	
50	Jack Ivey Country Club	\$4,300,000.00	1627 days	Wed 7/1/20	Thu 9/24/26																												
51	Design	\$300,000.00	800 days	Wed 7/1/20	Tue 7/25/23																												
52	CWSRF Loan Application and Approval	\$0.00	520 days	Wed 7/1/20	Tue 6/28/22																												
53	NPW Service Agreement	\$0.00	630 days	Wed 7/1/20	Tue 11/29/22																												
54	Customer Approval	\$0.00	600 days	Wed 7/1/20	Tue 10/18/22 55																												
55	District Approval	\$0.00	30 days	Wed 10/19/22	Tue 11/29/22																												
56	NPW Installation Agreement	\$0.00	930 days	Wed 7/1/20	Tue 1/23/24																												
57	Customer Approval	\$0.00	900 days	Wed 7/1/20	Tue 12/12/23 58																												
58	District Approval	\$0.00	30 days	Wed 12/13/23	Tue 1/23/24																												
59	Construction	\$4,000,000.00	1092 days	Wed 7/20/22	Thu 9/24/26																												
60	Bidding and NTP Offsite	\$0.00	150 days	Wed 7/20/22	Tue 2/14/23 61																												
61	Field Activities Offsite	\$3,000,000.00	480 days	Wed 2/15/23	Tue 12/17/24																												
62	Bidding and NTP Onsite	\$0.00	60 days	Fri 1/31/25	Thu 4/24/25 63																												
3 of 21																																	

ID	Name	Cost	Duration	Start	Finish	Successors																									
							Q3	Q4	2025	Q1	Q2	Q3	Q4	2026	Q1	Q2	Q3	Q4	2027	Q1	Q2	Q3	Q4	2028	Q1	Q2	Q3	Q4	2029	Q1	Q2
63	Construction Onsite	\$1,000,000.00	250 days	Fri 4/25/25	Thu 4/9/26 64																										
64	Startup and Commissioning	\$0.00	30 days	Fri 4/10/26	Thu 5/21/26 65																										
65	Project Close-Out	\$0.00	90 days	Fri 5/22/26	Thu 9/24/26																										
66																															
67	Tri-Palms Country Club	\$4,300,000.00	1995 days	Wed 7/1/20	Tue 2/22/28																										
68	Design	\$300,000.00	800 days	Wed 7/1/20	Tue 7/25/23																										
69	CWSRF Loan Application and Approval	\$0.00	520 days	Wed 7/1/20	Tue 6/28/22																										
70	NPW Service Agreement	\$0.00	630 days	Wed 7/1/20	Tue 11/29/22																										
71	Customer Approval	\$0.00	600 days	Wed 7/1/20	Tue 10/18/22 72																										
72	District Approval	\$0.00	30 days	Wed 10/19/22	Tue 11/29/22																										
73	NPW Installation Agreement	\$0.00	930 days	Wed 7/1/20	Tue 1/23/24																										
74	Customer Approval	\$0.00	900 days	Wed 7/1/20	Tue 12/12/23 75																										
75	District Approval	\$0.00	30 days	Wed 12/13/23	Tue 1/23/24																										
76	Construction	\$4,000,000.00	1460 days	Wed 7/20/22	Tue 2/22/28																										
77	Bidding and NTP Offsite	\$0.00	150 days	Wed 7/20/22	Tue 2/14/23 78																										
78	Field Activities Offsite	\$3,000,000.00	480 days	Wed 2/15/23	Tue 12/17/24																										
79	Bidding and NTP Onsite	\$0.00	60 days	Wed 7/1/26	Tue 9/22/26 80																										
80	Construction Onsite	\$1,000,000.00	250 days	Wed 9/23/26	Tue 9/7/27 81																										
81	Startup and Commissioning	\$0.00	30 days	Wed 9/8/27	Tue 10/19/27 82																										
82	Project Close-Out	\$0.00	90 days	Wed 10/20/27	Tue 2/22/28																										
83																															
4 of 21																															



ID	Name	Cost	Duration	Start	Finish	Successors			2025				2026				2027				2028				2029								
							Q3	Q4	Q1	Q2	Q3	Q4	Q1	Q2	Q3	Q4	Q1	Q2	Q3	Q4	Q1	Q2	Q3	Q4	Q1	Q2							
84	Indian Wells Tennis Garden	\$1,300,000.00	1995 days	Wed 7/1/20	Tue 2/22/28																												
85	Design	\$300,000.00	1200 days	Wed 7/1/20	Tue 2/4/25																												
86	CWSRF Loan Application and Approval	\$0.00	520 days	Wed 7/1/20	Tue 6/28/22																												
87	NPW Service Agreement	\$0.00	1230 days	Wed 7/1/20	Tue 3/18/25																												
88	Customer Approval	\$0.00	1200 days	Wed 7/1/20	Tue 2/4/25 89																												
89	District Approval	\$0.00	30 days	Wed 2/5/25	Tue 3/18/25																												
90	NPW Installation Agreement	\$0.00	1230 days	Wed 7/1/20	Tue 3/18/25																												
91	Customer Approval	\$0.00	1200 days	Wed 7/1/20	Tue 2/4/25 92																												
92	District Approval	\$0.00	30 days	Wed 2/5/25	Tue 3/18/25																												
93	Construction	\$1,000,000.00	430 days	Wed 7/1/26	Tue 2/22/28																												
94	Bidding and NTP On-Site	\$0.00	60 days	Wed 7/1/26	Tue 9/22/26 95																												
95	Field Activities	\$1,000,000.00	250 days	Wed 9/23/26	Tue 9/7/27 96																												
96	Startup and Commissioning	\$0.00	30 days	Wed 9/8/27	Tue 10/19/27 97																												
97	Project Close-Out	\$0.00	90 days	Wed 10/20/27	Tue 2/22/28																												
98																																	
99	Palm Royale	\$4,300,000.00	1627 days	Wed 7/1/20	Thu 9/24/26																												
100	Design	\$300,000.00	800 days	Wed 7/1/20	Tue 7/25/23																												
101	CWSRF Loan Application and Approval	\$0.00	520 days	Wed 7/1/20	Tue 6/28/22																												
102	NPW Service Agreement	\$0.00	630 days	Wed 7/1/20	Tue 11/29/22																												
103	Customer Approval	\$0.00	600 days	Wed 7/1/20	Tue 10/18/22 104																												
104	District Approval	\$0.00	30 days	Wed 10/19/22	Tue 11/29/22																												

5 of 21

ID	Name	Cost	Duration	Start	Finish	Successors	2025				2026				2027				2028				2029				
							Q3	Q4	Q1	Q2	Q3	Q4	Q1	Q2	Q3	Q4	Q1	Q2	Q3	Q4	Q1	Q2	Q3	Q4	Q1	Q2	
105	NPW Installation Agreement	\$0.00	930 days	Wed 7/1/20	Tue 1/23/24																						
106	Customer Approval	\$0.00	900 days	Wed 7/1/20	Tue 12/12/23	107																					
107	District Approval	\$0.00	30 days	Wed 12/13/23	Tue 1/23/24																						
108	Construction	\$4,000,000.00	1092 days	Wed 7/20/22	Thu 9/24/26																						
109	Bidding and NTP Offsite	\$0.00	150 days	Wed 7/20/22	Tue 2/14/23	110																					
110	Field Activities Offsite	\$3,000,000.00	480 days	Wed 2/15/23	Tue 12/17/24																						
111	Bidding and NTP Onsite	\$0.00	60 days	Fri 1/31/25	Thu 4/24/25	112																					
112	Construction Onsite	\$1,000,000.00	250 days	Fri 4/25/25	Thu 4/9/26	113																					
113	Startup and Commissioning	\$0.00	30 days	Fri 4/10/26	Thu 5/21/26	114																					
114	Project Close-Out	\$0.00	90 days	Fri 5/22/26	Thu 9/24/26																						
115																											
116	South West Community Church	\$5,300,000.00	1627 days	Wed 7/1/20	Thu 9/24/26																						
117	Design	\$300,000.00	800 days	Wed 7/1/20	Tue 7/25/23																						
118	CWSRF Loan Application and Approval	\$0.00	520 days	Wed 7/1/20	Tue 6/28/22																						
119	NPW Service Agreement	\$0.00	630 days	Wed 7/1/20	Tue 11/29/22																						
120	Customer Approval	\$0.00	600 days	Wed 7/1/20	Tue 10/18/22	121																					
121	District Approval	\$0.00	30 days	Wed 10/19/22	Tue 11/29/22																						
122	NPW Installation Agreement	\$0.00	930 days	Wed 7/1/20	Tue 1/23/24																						
123	Customer Approval	\$0.00	900 days	Wed 7/1/20	Tue 12/12/23	124																					
124	District Approval	\$0.00	30 days	Wed 12/13/23	Tue 1/23/24																						
125	Construction	\$5,000,000.00	1092 days	Wed 7/20/22	Thu 9/24/26																						
6 of 21																											

ID	Name	Cost	Duration	Start	Finish	Successors	2025				2026				2027				2028				2029	
							Q3	Q4	Q1	Q2	Q3	Q4	Q1	Q2	Q3	Q4	Q1	Q2	Q3	Q4	Q1	Q2		
126	Bidding and NTP Offsite	\$0.00	150 days	Wed 7/20/22	Tue 2/14/23	127																		
127	Field Activities Offsite	\$3,000,000.00	480 days	Wed 2/15/23	Tue 12/17/24																			
128	Bidding and NTP Onsite	\$0.00	60 days	Fri 1/31/25	Thu 4/24/25	129																		
129	Construction Onsite	\$2,000,000.00	250 days	Fri 4/25/25	Thu 4/9/26	130																		
130	Startup and Commissioning	\$0.00	30 days	Fri 4/10/26	Thu 5/21/26	131																		
131	Project Close-Out	\$0.00	90 days	Fri 5/22/26	Thu 9/24/26																			
132																								
133	Suncrest Country Club	\$4,300,000.00	1627 days	Wed 7/1/20	Thu 9/24/26																			
134	Design	\$300,000.00	800 days	Wed 7/1/20	Tue 7/25/23																			
135	CWSRF Loan Application and Approval	\$0.00	520 days	Wed 7/1/20	Tue 6/28/22																			
136	NPW Service Agreement	\$0.00	630 days	Wed 7/1/20	Tue 11/29/22																			
137	Customer Approval	\$0.00	600 days	Wed 7/1/20	Tue 10/18/22	138																		
138	District Approval	\$0.00	30 days	Wed 10/19/22	Tue 11/29/22																			
139	NPW Installation Agreement	\$0.00	930 days	Wed 7/1/20	Tue 1/23/24																			
140	Customer Approval	\$0.00	900 days	Wed 7/1/20	Tue 12/12/23	141																		
141	District Approval	\$0.00	30 days	Wed 12/13/23	Tue 1/23/24																			
142	Construction	\$4,000,000.00	1092 days	Wed 7/20/22	Thu 9/24/26																			
143	Bidding and NTP Offsite	\$0.00	150 days	Wed 7/20/22	Tue 2/14/23	144																		
144	Field Activities Offsite	\$3,000,000.00	480 days	Wed 2/15/23	Tue 12/17/24																			
145	Bidding and NTP Onsite	\$0.00	60 days	Fri 1/31/25	Thu 4/24/25	146																		
146	Construction Onsite	\$1,000,000.00	250 days	Fri 4/25/25	Thu 4/9/26	147																		
7 of 21																								

ID	Name	Cost	Duration	Start	Finish	Successors																									
							Q3	Q4	2025	Q1	Q2	Q3	Q4	2026	Q1	Q2	Q3	Q4	2027	Q1	Q2	Q3	Q4	2028	Q1	Q2	Q3	Q4	2029	Q1	Q2
147	Startup and Commissioning	\$0.00	30 days	Fri 4/10/26	Thu 5/21/26	148																									
148	Project Close-Out	\$0.00	90 days	Fri 5/22/26	Thu 9/24/26																										
149																															
150	Annenberg (Sunnylands)	\$4,800,000.00	1627 days	Wed 7/1/20	Thu 9/24/26																										
151	Design	\$300,000.00	800 days	Wed 7/1/20	Tue 7/25/23																										
152	CWSRF Loan Application and Approval	\$0.00	520 days	Wed 7/1/20	Tue 6/28/22																										
153	NPW Service Agreement	\$0.00	630 days	Wed 7/1/20	Tue 11/29/22																										
154	Customer Approval	\$0.00	600 days	Wed 7/1/20	Tue 10/18/22	155																									
155	District Approval	\$0.00	30 days	Wed 10/19/22	Tue 11/29/22																										
156	NPW Installation Agreement	\$0.00	930 days	Wed 7/1/20	Tue 1/23/24																										
157	Customer Approval	\$0.00	900 days	Wed 7/1/20	Tue 12/12/23	158																									
158	District Approval	\$0.00	30 days	Wed 12/13/23	Tue 1/23/24																										
159	Construction	\$4,500,000.00	1092 days	Wed 7/20/22	Thu 9/24/26																										
160	Bidding and NTP Offsite	\$0.00	150 days	Wed 7/20/22	Tue 2/14/23	161																									
161	Field Activities Offsite	\$3,000,000.00	480 days	Wed 2/15/23	Tue 12/17/24																										
162	Bidding and NTP Onsite	\$0.00	60 days	Fri 1/31/25	Thu 4/24/25	163																									
163	Construction Onsite	\$1,500,000.00	250 days	Fri 4/25/25	Thu 4/9/26	164																									
164	Startup and Commissioning	\$0.00	30 days	Fri 4/10/26	Thu 5/21/26	165																									
165	Project Close-Out	\$0.00	90 days	Fri 5/22/26	Thu 9/24/26																										
166																															
167	Rancho Mirage Country Club	\$4,300,000.00	1995 days	Wed 7/1/20	Tue 2/22/28																										

8 of 21

ID	Name	Cost	Duration	Start	Finish	Successors			2025				2026				2027				2028				2029		
							Q3	Q4	Q1	Q2	Q3	Q4	Q1	Q2	Q3	Q4	Q1	Q2	Q3	Q4	Q1	Q2	Q3	Q4	Q1	Q2	
168	Design	\$300,000.00	800 days	Wed 7/1/20	Tue 7/25/23																						
169	CWSRF Loan Application and Approval	\$0.00	520 days	Wed 7/1/20	Tue 6/28/22																						
170	NPW Service Agreement	\$0.00	1230 days	Wed 7/1/20	Tue 3/18/25																						
171	Customer Approval	\$0.00	1200 days	Wed 7/1/20	Tue 2/4/25 172																						
172	District Approval	\$0.00	30 days	Wed 2/5/25	Tue 3/18/25																						
173	NPW Installation Agreement	\$0.00	1230 days	Wed 7/1/20	Tue 3/18/25																						
174	Customer Approval	\$0.00	1200 days	Wed 7/1/20	Tue 2/4/25 175																						
175	District Approval	\$0.00	30 days	Wed 2/5/25	Tue 3/18/25																						
176	Construction	\$4,000,000.00	1460 days	Wed 7/20/22	Tue 2/22/28																						
177	Bidding and NTP Offsite	\$0.00	150 days	Wed 7/20/22	Tue 2/14/23 178																						
178	Field Activities Offsite	\$3,000,000.00	480 days	Wed 2/15/23	Tue 12/17/24																						
179	Bidding and NTP On-Site	\$0.00	60 days	Wed 7/1/26	Tue 9/22/26 180																						
180	Field Activities	\$1,000,000.00	250 days	Wed 9/23/26	Tue 9/7/27 181																						
181	Startup and Commissioning	\$0.00	30 days	Wed 9/8/27	Tue 10/19/27 182																						
182	Project Close-Out	\$0.00	90 days	Wed 10/20/27	Tue 2/22/28																						
183																											
184	Tamarisk Country Club	\$4,300,000.00	1627 days	Wed 7/1/20	Thu 9/24/26																						
185	Design	\$300,000.00	800 days	Wed 7/1/20	Tue 7/25/23																						
186	CWSRF Loan Application and Approval	\$0.00	520 days	Wed 7/1/20	Tue 6/28/22																						
187	NPW Service Agreement	\$0.00	630 days	Wed 7/1/20	Tue 11/29/22																						
188	Customer Approval	\$0.00	600 days	Wed 7/1/20	Tue 10/18/22 189																						
9 of 21																											

ID	Name	Cost	Duration	Start	Finish	Successors	Q3				Q4	2025				Q1	Q2	Q3	Q4	2026				Q1	Q2	Q3	Q4	2027				Q1	Q2	Q3	Q4	2028				Q1	Q2	Q3	Q4	2029				Q1	Q2																																																																																																																																																																																																																																																																																																																																																																																																																																																																																																																																																																																																																																																																																																																																																																																																																																																																																																																																																																																																																																																																																																																																																																																																																																																																																																																																																																																																																																																																																
189	District Approval	\$0.00	30 days	Wed 10/19/22	Tue 11/29/22																																																																																																																																																																																																																																																																																																																																																																																																																																																																																																																																																																																																																																																																																																																																																																																																																																																																																																																																																																																																																																																																																																																																																																																																																																																																																																																																																																																																																																																																																																																												

ID	Name	Cost	Duration	Start	Finish	Successors	Timeline																												
							Q3	Q4	2025	Q1	Q2	Q3	Q4	2026	Q1	Q2	Q3	Q4	2027	Q1	Q2	Q3	Q4	2028	Q1	Q2	Q3	Q4	2029	Q1	Q2				
210	Field Activities	\$300,000.00	450 days	Fri 11/1/24	Thu 7/23/26	211																													
211	Startup	\$0.00	40 days	Fri 7/24/26	Thu 9/17/26																														
212																																			
213	Desert Island'	\$5,300,000.00	1087 days	Sat 7/1/23	Tue 8/31/27																														
214	Design	\$300,000.00	500 days	Sat 7/1/23	Thu 5/29/25																														
215	CWSRF Loan application and approval	\$0.00	700 days	Sat 7/1/23	Thu 3/5/26																														
216	NPW Service Agreement	\$0.00	499 days	Sat 7/1/23	Thu 5/29/25																														
217	Customer Approval	\$0.00	450 days	Sat 7/1/23	Thu 3/20/25	218																													
218	District Approval	\$0.00	50 days	Fri 3/21/25	Thu 5/29/25																														
219	NPW Installation Agreement	\$0.00	499 days	Sat 7/1/23	Thu 5/29/25																														
220	Customer Approval	\$0.00	450 days	Sat 7/1/23	Thu 3/20/25	221																													
221	District Approval	\$0.00	50 days	Fri 3/21/25	Thu 5/29/25																														
222	Construction	\$5,000,000.00	500 days	Wed 10/1/25	Tue 8/31/27																														
223	Bidding and NTP	\$0.00	80 days	Wed 10/1/25	Tue 1/20/26	224																													
224	Field Activities	\$5,000,000.00	300 days	Wed 1/21/26	Tue 3/16/27	225																													
225	Startup and Commissioning	\$0.00	30 days	Wed 3/17/27	Tue 4/27/27	226																													
226	Project Close-Out	\$0.00	90 days	Wed 4/28/27	Tue 8/31/27																														
227																																			
228	Springs Country Club	\$5,300,000.00	1087 days	Sat 7/1/23	Tue 8/31/27																														
229	Design	\$300,000.00	500 days	Sat 7/1/23	Thu 5/29/25																														
230	CWSRF Loan application and approval	\$0.00	700 days	Sat 7/1/23	Thu 3/5/26																														

11 of 21

ID	Name	Cost	Duration	Start	Finish	Successors	2025				2026				2027				2028				2029	
							Q3	Q4	Q1	Q2	Q3	Q4	Q1	Q2	Q3	Q4	Q1	Q2	Q3	Q4	Q1	Q2		
231	NPW Service Agreement	\$0.00	499 days	Sat 7/1/23	Thu 5/29/25																			
232	Customer Approval	\$0.00	450 days	Sat 7/1/23	Thu 3/20/25 233																			
233	District Approval	\$0.00	50 days	Fri 3/21/25	Thu 5/29/25																			
234	NPW Installation Agreement	\$0.00	499 days	Sat 7/1/23	Thu 5/29/25																			
235	Customer Approval	\$0.00	450 days	Sat 7/1/23	Thu 3/20/25 236																			
236	District Approval	\$0.00	50 days	Fri 3/21/25	Thu 5/29/25																			
237	Construction	\$5,000,000.00	500 days	Wed 10/1/25	Tue 8/31/27																			
238	Bidding and NTP	\$0.00	80 days	Wed 10/1/25	Tue 1/20/26 239																			
239	Field Activities	\$5,000,000.00	300 days	Wed 1/21/26	Tue 3/16/27 240																			
240	Startup and Commissioning	\$0.00	30 days	Wed 3/17/27	Tue 4/27/27 241																			
241	Project Close-Out	\$0.00	90 days	Wed 4/28/27	Tue 8/31/27																			
242																								
243	Ford Elementary	\$1,100,000.00	1228 days	Fri 7/1/22	Tue 3/16/27																			
244	Design	\$300,000.00	500 days	Sat 7/1/23	Thu 5/29/25																			
245	CWSRF Loan application and approval	\$0.00	700 days	Sat 7/1/23	Thu 3/5/26																			
246	NPW Service Agreement	\$0.00	499 days	Sat 7/1/23	Thu 5/29/25																			
247	Customer Approval	\$0.00	450 days	Sat 7/1/23	Thu 3/20/25 248																			
248	District Approval	\$0.00	50 days	Fri 3/21/25	Thu 5/29/25																			
249	NPW Installation Agreement	\$0.00	500 days	Fri 7/1/22	Thu 5/30/24																			
250	Customer Approval	\$0.00	450 days	Fri 7/1/22	Thu 3/21/24 251																			
251	District Approval	\$0.00	50 days	Fri 3/22/24	Thu 5/30/24																			
12 of 21																								



ID	Name	Cost	Duration	Start	Finish	Successors			2025						2026						2027						2028						2029		
							Q3	Q4	Q1	Q2	Q3	Q4	Q1	Q2	Q3	Q4	Q1	Q2	Q3	Q4	Q1	Q2	Q3	Q4	Q1	Q2	Q3	Q4	Q1	Q2	Q3	Q4	Q1	Q2	
252	Construction	\$800,000.00	380 days	Wed 10/1/25	Tue 3/16/27																														
253	Bidding and NTP	\$800,000.00	80 days	Wed 10/1/25	Tue 1/20/26	254																													
254	Field Activities	\$0.00	180 days	Wed 1/21/26	Tue 9/29/26	255																													
255	Startup and Commissioning	\$0.00	30 days	Wed 9/30/26	Tue 11/10/26	256																													
256	Project Close-Out	\$0.00	90 days	Wed 11/11/26	Tue 3/16/27																														
257																																			
258	Mission Hills	\$7,300,000.00	1040 days	Sat 7/1/28	Fri 6/25/32																														
259	Design	\$300,000.00	500 days	Sat 7/1/28	Thu 5/30/30																														
260	CWSRF Loan Application and Approval	\$0.00	520 days	Sat 7/1/28	Thu 6/27/30																														
261	NPW Service Agreement	\$0.00	429 days	Sat 7/1/28	Thu 2/21/30																														
262	Customer Approval	\$0.00	400 days	Sat 7/1/28	Thu 1/10/30	263																													
263	District Approval	\$0.00	30 days	Fri 1/11/30	Thu 2/21/30																														
264	NPW Installation Agreement	\$0.00	429 days	Sat 7/1/28	Thu 2/21/30																														
265	Customer Approval	\$0.00	400 days	Sat 7/1/28	Thu 1/10/30	266																													
266	District Approval	\$0.00	30 days	Fri 1/11/30	Thu 2/21/30																														
267	Construction	\$7,000,000.00	520 days	Mon 7/1/30	Fri 6/25/32																														
268	Field Activities	\$7,000,000.00	500 days	Mon 7/1/30	Fri 5/28/32	269																													
269	Startup	\$0.00	20 days	Mon 5/31/32	Fri 6/25/32																														
270																																			
271	Westin Mission Hills	\$7,300,000.00	1040 days	Sat 7/1/28	Fri 6/25/32																														
272	Design	\$300,000.00	500 days	Sat 7/1/28	Thu 5/30/30																														

13 of 21

### General Manager's Report

**December 2024**

ID	Name	Cost	Duration	Start	Finish	Successors					2025				2026				2027				2028				2029			
							Q3	Q4	Q1	Q2	Q3	Q4	Q1	Q2	Q3	Q4	Q1	Q2	Q3	Q4	Q1	Q2	Q3	Q4	Q1	Q2				
273	CWSRF Loan Application and Approval	\$0.00	520 days	Sat 7/1/28	Thu 6/27/30																									
274	NPW Service Agreement	\$0.00	429 days	Sat 7/1/28	Thu 2/21/30																									
275	Customer Approval	\$0.00	400 days	Sat 7/1/28	Thu 1/10/30	276																								
276	District Approval	\$0.00	30 days	Fri 1/11/30	Thu 2/21/30																									
277	NPW Installation Agreement	\$0.00	429 days	Sat 7/1/28	Thu 2/21/30																									
278	Customer Approval	\$0.00	400 days	Sat 7/1/28	Thu 1/10/30	279																								
279	District Approval	\$0.00	30 days	Fri 1/11/30	Thu 2/21/30																									
280	Construction	\$7,000,000.00	520 days	Mon 7/1/30	Fri 6/25/32																									
281	Field Activities	\$7,000,000.00	500 days	Mon 7/1/30	Fri 5/28/32	282																								
282	Startup	\$0.00	20 days	Mon 5/31/32	Fri 6/25/32																									
283																														
284	Forest Lawn	\$7,300,000.00	1040 days	Sat 7/1/28	Fri 6/25/32																									
285	Design	\$300,000.00	500 days	Sat 7/1/28	Thu 5/30/30																									
286	CWSRF Loan Application and Approval	\$0.00	520 days	Sat 7/1/28	Thu 6/27/30																									
287	NPW Service Agreement	\$0.00	429 days	Sat 7/1/28	Thu 2/21/30																									
288	Customer Approval	\$0.00	400 days	Sat 7/1/28	Thu 1/10/30	289																								
289	District Approval	\$0.00	30 days	Fri 1/11/30	Thu 2/21/30																									
290	NPW Installation Agreement	\$0.00	429 days	Sat 7/1/28	Thu 2/21/30																									
291	Customer Approval	\$0.00	400 days	Sat 7/1/28	Thu 1/10/30	292																								
292	District Approval	\$0.00	30 days	Fri 1/11/30	Thu 2/21/30																									
293	Construction	\$7,000,000.00	520 days	Mon 7/1/30	Fri 6/25/32																									
14 of 21																														

ID	Name	Cost	Duration	Start	Finish	Successors																									
							Q3	Q4	2025	Q1	Q2	Q3	Q4	2026	Q1	Q2	Q3	Q4	2027	Q1	Q2	Q3	Q4	2028	Q1	Q2	Q3	Q4	2029	Q1	Q2
294	Field Activities	\$7,000,000.00	500 days	Mon 7/1/30	Fri 5/28/32	295																									
295	Startup	\$0.00	20 days	Mon 5/31/32	Fri 6/25/32																										
296																															
297	Outdoor Resort RV Park Connection	\$7,300,000.00	1040 days	Sat 7/1/28	Fri 6/25/32																										
298	Design	\$300,000.00	500 days	Sat 7/1/28	Thu 5/30/30																										
299	CWSRF Loan Application and Approval	\$0.00	520 days	Sat 7/1/28	Thu 6/27/30																										
300	NPW Service Agreement	\$0.00	429 days	Sat 7/1/28	Thu 2/21/30																										
301	Customer Approval	\$0.00	400 days	Sat 7/1/28	Thu 1/10/30	302																									
302	District Approval	\$0.00	30 days	Fri 1/11/30	Thu 2/21/30																										
303	NPW Installation Agreement	\$0.00	429 days	Sat 7/1/28	Thu 2/21/30																										
304	Customer Approval	\$0.00	400 days	Sat 7/1/28	Thu 1/10/30	305																									
305	District Approval	\$0.00	30 days	Fri 1/11/30	Thu 2/21/30																										
306	Construction	\$7,000,000.00	520 days	Mon 7/1/30	Fri 6/25/32																										
307	Field Activities	\$7,000,000.00	500 days	Mon 7/1/30	Fri 5/28/32	308																									
308	Startup	\$0.00	20 days	Mon 5/31/32	Fri 6/25/32																										
309																															
310	Shadow Hills High School Connection	\$1,180,000.00	1087 days	Sat 7/1/23	Tue 8/31/27																										
311	Design	\$300,000.00	500 days	Sat 7/1/23	Thu 5/29/25																										
312	CWSRF Loan application and approval	\$0.00	700 days	Sat 7/1/23	Thu 3/5/26																										
313	NPW Service Agreement	\$0.00	499 days	Sat 7/1/23	Thu 5/29/25																										
314	Customer Approval	\$0.00	450 days	Sat 7/1/23	Thu 3/20/25	315																									
15 of 21																															

ID	Name	Cost	Duration	Start	Finish	Successors			2025					2026					2027					2028					2029		
							Q3	Q4	Q1	Q2	Q3	Q4	Q1	Q2	Q3	Q4	Q1	Q2	Q3	Q4	Q1	Q2	Q3	Q4	Q1	Q2	Q3	Q4	Q1	Q2	
315	District Approval	\$0.00	50 days	Fri 3/21/25	Thu 5/29/25																										
316	NPW Installation Agreement	\$0.00	499 days	Sat 7/1/23	Thu 5/29/25																										
317	Customer Approval	\$0.00	450 days	Sat 7/1/23	Thu 3/20/25 318																										
318	District Approval	\$0.00	50 days	Fri 3/21/25	Thu 5/29/25																										
319	Construction	\$880,000.00	500 days	Wed 10/1/25	Tue 8/31/27																										
320	Bidding and NTP	\$0.00	80 days	Wed 10/1/25	Tue 1/20/26 321																										
321	Field Activities	\$880,000.00	300 days	Wed 1/21/26	Tue 3/16/27 322																										
322	Startup and Commissioning	\$0.00	30 days	Wed 3/17/27	Tue 4/27/27 323																										
323	Project Close-Out	\$0.00	90 days	Wed 4/28/27	Tue 8/31/27																										
324																															
325	Talavera	\$1,180,000.00	1087 days	Sat 7/1/23	Tue 8/31/27																										
326	Design	\$300,000.00	500 days	Sat 7/1/23	Thu 5/29/25																										
327	CWSRF Loan application and approval	\$0.00	700 days	Sat 7/1/23	Thu 3/5/26																										
328	NPW Service Agreement	\$0.00	499 days	Sat 7/1/23	Thu 5/29/25																										
329	Customer Approval	\$0.00	450 days	Sat 7/1/23	Thu 3/20/25 330																										
330	District Approval	\$0.00	50 days	Fri 3/21/25	Thu 5/29/25																										
331	NPW Installation Agreement	\$0.00	499 days	Sat 7/1/23	Thu 5/29/25																										
332	Customer Approval	\$0.00	450 days	Sat 7/1/23	Thu 3/20/25 333																										
333	District Approval	\$0.00	50 days	Fri 3/21/25	Thu 5/29/25																										
334	Construction	\$880,000.00	500 days	Wed 10/1/25	Tue 8/31/27																										
335	Bidding and NTP	\$0.00	80 days	Wed 10/1/25	Tue 1/20/26 336																										
16 of 21																															

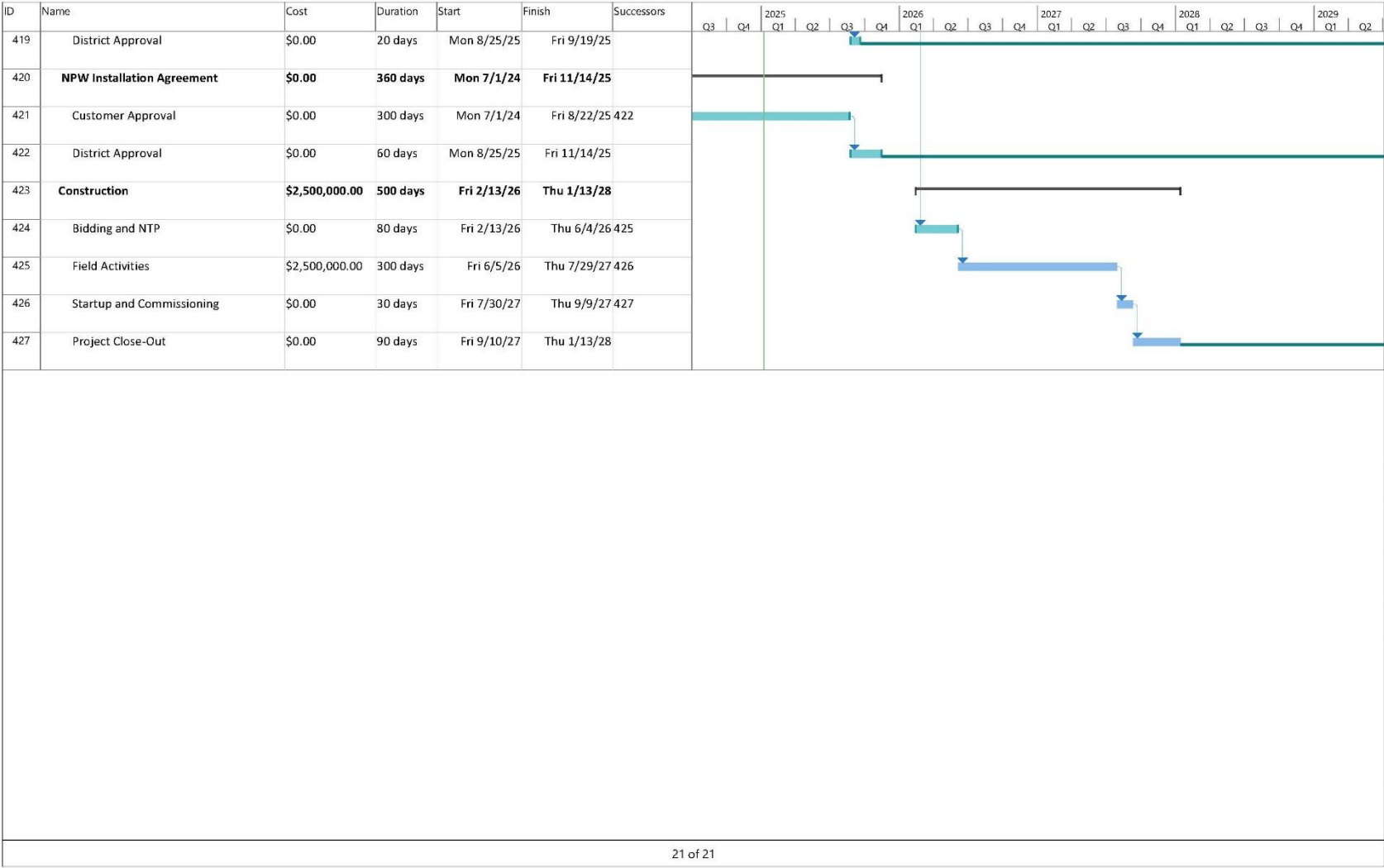
ID	Name	Cost	Duration	Start	Finish	Successors											2026				2027				2028				2029			
							Q3	Q4	Q1	Q2	Q3	Q4	Q1	Q2	Q3	Q4	Q1	Q2	Q3	Q4	Q1	Q2	Q3	Q4	Q1	Q2	Q3	Q4	Q1	Q2		
336	Field Activities	\$880,000.00	300 days	Wed 1/21/26	Tue 3/16/27	337																										
337	Startup and Commissioning	\$0.00	30 days	Wed 3/17/27	Tue 4/27/27	338																										
338	Project Close-Out	\$0.00	90 days	Wed 4/28/27	Tue 8/31/27																											
339																																
340	Shadow Hills North Golf Course Connection	\$3,300,000.00	1087 days	Sat 7/1/23	Tue 8/31/27																											
341	Design	\$300,000.00	500 days	Sat 7/1/23	Thu 5/29/25																											
342	CWSRF Loan application and approval	\$0.00	700 days	Sat 7/1/23	Thu 3/5/26																											
343	NPW Service Agreement	\$0.00	499 days	Sat 7/1/23	Thu 5/29/25																											
344	Customer Approval	\$0.00	450 days	Sat 7/1/23	Thu 3/20/25	345																										
345	District Approval	\$0.00	50 days	Fri 3/21/25	Thu 5/29/25																											
346	NPW Installation Agreement	\$0.00	499 days	Sat 7/1/23	Thu 5/29/25																											
347	Customer Approval	\$0.00	450 days	Sat 7/1/23	Thu 3/20/25	348																										
348	District Approval	\$0.00	50 days	Fri 3/21/25	Thu 5/29/25																											
349	Construction	\$3,000,000.00	500 days	Wed 10/1/25	Tue 8/31/27																											
350	Bidding and NTP	\$0.00	80 days	Wed 10/1/25	Tue 1/20/26	351																										
351	Field Activities	\$3,000,000.00	300 days	Wed 1/21/26	Tue 3/16/27	352																										
352	Startup and Commissioning	\$0.00	30 days	Wed 3/17/27	Tue 4/27/27	353																										
353	Project Close-Out	\$0.00	90 days	Wed 4/28/27	Tue 8/31/27																											
354																																
355	Young Family NPW Connection	\$1,000,000.00	1881 days	Wed 5/1/19	Wed 7/15/26																											
17 of 21																																

ID	Name	Cost	Duration	Start	Finish	Successors	2025				2026				2027				2028				2029	
							Q3	Q4	Q1	Q2	Q3	Q4	Q1	Q2	Q3	Q4	Q1	Q2	Q3	Q4	Q1	Q2		
356	Design	\$150,000.00	280 days	Wed 6/12/19	Tue 7/7/20																			
357	SRF loan application and approval	\$0.00	250 days	Fri 7/1/22	Thu 6/15/23																			
358	NPW Service Agreement	\$0.00	499 days	Wed 5/1/19	Mon 3/29/21																			
359	Customer Approval	\$0.00	220 days	Wed 5/1/19	Tue 3/3/20 360																			
360	District Approval	\$0.00	20 days	Wed 3/4/20	Tue 3/31/20																			
361	NPW Installation Agreement	\$0.00	499 days	Mon 7/1/19	Thu 5/27/21																			
362	Customer Approval	\$0.00	220 days	Mon 7/1/19	Fri 5/1/20 363																			
363	District Approval	\$0.00	100 days	Mon 5/4/20	Fri 9/18/20																			
364	Construction	\$850,000.00	380 days	Thu 1/30/25	Wed 7/15/26																			
365	Bidding and NTP	\$0.00	100 days	Thu 1/30/25	Wed 6/18/25 366																			
366	Field Activities	\$0.00	160 days	Thu 6/19/25	Wed 1/28/26 367																			
367	Startup and Commissioning	\$0.00	30 days	Thu 1/29/26	Wed 3/11/26 368																			
368	Project Close-Out	\$0.00	90 days	Thu 3/12/26	Wed 7/15/26																			
369																								
370	Garden Fellowship NPW Connection	\$1,200,000.00	1087 days	Sat 7/1/23	Tue 8/31/27																			
371	Design	\$150,000.00	400 days	Sat 7/1/23	Thu 1/9/25																			
372	NPW Service Agreement	\$0.00	499 days	Sat 7/1/23	Thu 5/29/25																			
373	Customer Approval	\$0.00	450 days	Sat 7/1/23	Thu 3/20/25 374																			
374	District Approval	\$0.00	50 days	Fri 3/21/25	Thu 5/29/25																			
375	NPW Installation Agreement	\$0.00	499 days	Sat 7/1/23	Thu 5/29/25																			
376	Customer Approval	\$0.00	450 days	Sat 7/1/23	Thu 3/20/25 377																			
18 of 21																								

ID	Name	Cost	Duration	Start	Finish	Successors																									
							Q3	Q4	2025	Q1	Q2	Q3	Q4	2026	Q1	Q2	Q3	Q4	2027	Q1	Q2	Q3	Q4	2028	Q1	Q2	Q3	Q4	2029	Q1	Q2
377	District Approval	\$0.00	50 days	Fri 3/21/25	Thu 5/29/25																										
378	Construction	\$1,050,000.00	500 days	Wed 10/1/25	Tue 8/31/27																										
379	Bidding and NTP	\$200,000.00	80 days	Wed 10/1/25	Tue 1/20/26	380																									
380	Field Activities	\$0.00	300 days	Wed 1/21/26	Tue 3/16/27	381																									
381	Startup and Commissioning	\$0.00	30 days	Wed 3/17/27	Tue 4/27/27	382																									
382	Project Close-Out	\$0.00	90 days	Wed 4/28/27	Tue 8/31/27																										
383																															
384	Grimmway Farms	\$2,800,000.00	934 days	Mon 7/1/24	Thu 1/27/28																										
385	Design	\$300,000.00	250 days	Sat 3/15/25	Thu 2/26/26	394																									
386	Lower Colorado Region Grant	\$0.00	300 days	Mon 7/1/24	Fri 8/22/25																										
387	NPW Service Agreement	\$0.00	320 days	Mon 7/1/24	Fri 9/19/25																										
388	Customer Approval	\$0.00	300 days	Mon 7/1/24	Fri 8/22/25	389																									
389	District Approval	\$0.00	20 days	Mon 8/25/25	Fri 9/19/25																										
390	NPW Installation Agreement	\$0.00	360 days	Mon 7/1/24	Fri 11/14/25																										
391	Customer Approval	\$0.00	300 days	Mon 7/1/24	Fri 8/22/25	392																									
392	District Approval	\$0.00	60 days	Mon 8/25/25	Fri 11/14/25																										
393	Construction	\$2,500,000.00	500 days	Fri 2/27/26	Thu 1/27/28																										
394	Bidding and NTP	\$0.00	80 days	Fri 2/27/26	Thu 6/18/26	395																									
395	Field Activities	\$2,500,000.00	300 days	Fri 6/19/26	Thu 8/12/27	396																									
396	Startup and Commissioning	\$0.00	30 days	Fri 8/13/27	Thu 9/23/27	397																									
397	Project Close-Out	\$0.00	90 days	Fri 9/24/27	Thu 1/27/28																										
19 of 21																															

ID	Name	Cost	Duration	Start	Finish	Successors	2025				2026				2027				2028				2029	
							Q3	Q4	Q1	Q2	Q3	Q4	Q1	Q2	Q3	Q4	Q1	Q2	Q3	Q4	Q1	Q2		
398																								
399	Ocean Mist	\$2,800,000.00	934 days	Mon 7/1/24	Thu 1/27/28																			
400	Design	\$300,000.00	250 days	Sat 3/15/25	Thu 2/26/26	409																		
401	Lower Colorado Region Grant	\$0.00	300 days	Mon 7/1/24	Fri 8/22/25																			
402	NPW Service Agreement	\$0.00	320 days	Mon 7/1/24	Fri 9/19/25																			
403	Customer Approval	\$0.00	300 days	Mon 7/1/24	Fri 8/22/25	404																		
404	District Approval	\$0.00	20 days	Mon 8/25/25	Fri 9/19/25																			
405	NPW Installation Agreement	\$0.00	360 days	Mon 7/1/24	Fri 11/14/25																			
406	Customer Approval	\$0.00	300 days	Mon 7/1/24	Fri 8/22/25	407																		
407	District Approval	\$0.00	60 days	Mon 8/25/25	Fri 11/14/25																			
408	Construction	\$2,500,000.00	500 days	Fri 2/27/26	Thu 1/27/28																			
409	Bidding and NTP	\$0.00	80 days	Fri 2/27/26	Thu 6/18/26	410																		
410	Field Activities	\$2,500,000.00	300 days	Fri 6/19/26	Thu 8/12/27	411																		
411	Startup and Commissioning	\$0.00	30 days	Fri 8/13/27	Thu 9/23/27	412																		
412	Project Close-Out	\$0.00	90 days	Fri 9/24/27	Thu 1/27/28																			
413																								
414	West Coast Turf	\$2,800,000.00	924 days	Mon 7/1/24	Thu 1/13/28																			
415	Design	\$300,000.00	250 days	Sat 3/1/25	Thu 2/12/26	424																		
416	Lower Colorado Region Grant	\$0.00	300 days	Mon 7/1/24	Fri 8/22/25																			
417	NPW Service Agreement	\$0.00	320 days	Mon 7/1/24	Fri 9/19/25																			
418	Customer Approval	\$0.00	300 days	Mon 7/1/24	Fri 8/22/25	419																		
20 of 21																								





## Regional Stormwater Projects

### Projects/Issues:

#### Coachella Valley Stormwater Channel (CVSC) from Avenue 54 to Thermal Drop:

Construction efforts are now complete. The overall project completion date was February 17, 2024, and CVWD and consultants held a kick-off meeting to begin working on FEMA's Letter of Map Revision (LOMR) for the area. The Board has approved the execution of a contract with Mariposa Landscaping for the implementation of the Habitat Monitoring and Mitigation Plan (HMMP), which is a post-construction requirement of the 1602 permit (Streambed Alteration Agreement). Vegetation and hydroseeding efforts are being coordinated for the month of January 2025.

#### WRP 4 Site LOMR:

The submittal of the LOMR report to FEMA is being combined with the submittal for the Coachella Valley Stormwater Channel (CVSC) Improvements from Avenue 54 to Thermal Drop Project. Kick off meeting for these efforts with consultant was held on October 31, 2024. Will begin bi-weekly calls with consultant once initial draft report is submitted to CVWD for initial review.

#### North Indio Flood Control System - Phase 2:

Construction is approximately 98% complete.

There are currently no active road closures. Pending final items include Sun City Shadow Hills landscaping efforts, stormwater catch basins near Avenue 38 and main channel crossing, overall site fencing, landscaping, and grading. Project contract end date is currently set for Jan. 2025.

#### East Side Dike Phase 1 (Dune Palms Road to I-10) - FEMA Levee Certification:

The Letter of Map Revision (LOMR) was submitted to FEMA and review comments were returned to CVWD. CVWD prepared a response to comments that was re-submitted to FEMA on 10/12/23. A second round of comments from FEMA were received on 1/3/24. CVWD and CVWD's consultant, NHC, responded to this latest round of comments on 2/15/24. Once FEMA approves the LOMR, the statutory requirement to pay flood insurance for a portion of the community in this area (including the Talavera community) will be removed. While under review by FEMA's consultant, the contract between the consultant and FEMA ran out, triggering the hiring of a new consultant to review the submitted LOMR. Staff continues to coordinate with this new consultant to finalize the LOMR.

Thousand Palms Flood Control Project:

The land acquisition process continues. The California Department of Fish and Wildlife (CDFW) Streambed Alteration Agreement (1602 Permit) is pending to permit the project for identified impacts associated with 83 ephemeral streams within the project footprint. The CEQA/NEPA process is complete. Construction plans are being updated and modified to phase the project for construction. Progress is ongoing with consultant (Dokken) to facilitate property acquisitions related to the project. Staff continues to work with the County on Avenue 38 relocation requirements.

East Side Dike Phase 2 (Interstate 10 to North Shore):

CVWD's consultant is working on developing alternatives for addressing the necessary raising of the dike to bring the facility into compliance with FEMA's certification requirements. Currently working with Right of Way division and USBR to identify any parcels that might be impacted by this project. Working with consultant on options for the reconstruction of Box Canyon Road as part of this project. Once the next plan submittal is vetted by CVWD, it is to be shared with USBR for concurrent review.

East Side Dike Realignment – Wasteway No. 3 to Dillon Road:

Project to be advertised for bids to construct towards end of FY25.

Thousand Palms Channel Improvement- Sun City Shadow Hills to the CVSC:

Final design/construction plan development is on-going. Environmental permitting is also underway. Coordination efforts with the City of Indio continue for work within Avenue 42 and Madison Street regarding roadway related costs as well as utility relocations. Utility relocation letters for Cogent and Indio Water Authority have been sent out. Currently working with IID to finalize the plan for their temporary shoo-fly in preparation of the permanent installation of the steel poles to be set outside of channel footprint.

North Cathedral City Regional Stormwater Project:

Below are the project related items that need to be completed before construction can start.

Item	Status	Notes
Kinder Morgan Pipeline Relocation	Design in process by Kinder Morgan – Not Complete	Needs to be started and/or completed before CVWD starts construction. The design of the pipeline relocation was scheduled for completion in December 2024; however Kinder Morgan needs to finalize their environmental prior to

		completion. Schedule has been tentatively pushed to February.
UPRR Permit	In process – Not Complete	UPRR has asked to review final plans. Permit expected in February.
Acquire 15 acres of private land and access easement(s)	In process – not complete	All parcels acquired by CVWD. Final access easement acquisition is underway.
Enter into MOU with CVCC to dedicate 42 acres of land for conservation purposes.	Complete	CVWD owns all 42 acres now and can enter into the MOU with CVCC to dedicate the land to them for conservation purposes. Both CVWD and CVCC have agreed to the language in the MOU. CVCC Staff took the MOU to their Board in November. CVWD Staff took the MOU for CVWD Board's consideration in December.
BLM Right-of-Way Grant	Complete	This permit is complete.
US ACOE 404 Permit	N/A	Not needed for project.
RWQCB 401 Permit	Complete	RWQCB 401 Permit has been issued.
CDFW, 1602 Permit	Complete	CVWD signed CDFW permit allowing the project to go into construction. Environmental Services Division is finalizing the Letter of Credit (LOC) for the mitigation requirements. This process can run concurrent with construction.
Final Plans and Specifications	Complete	CVWD received 100% plans and specs.

## Regional Water Resources Planning

### **Coachella Valley Salt and Nutrient Management Plan (CV-SNMP) Monitoring Program:**

The CV-SNMP Agencies continue to work with the Department of Water Resources (DWR) Technical Support Services (TSS) Program to construct the remaining SNMP monitoring wells to fill gaps in the monitoring network. Monitoring well construction is temporarily on hold while DWR completes CEQA NOEs for the proposed well sites. CVWD requested that CV-SNMP Agencies provide their 2024 monitoring data and program updates by January 15<sup>th</sup> in order to prepare the 2024 Annual Progress Report on Implementation of the Groundwater Monitoring Workplan.

### **CV-SNMP Update**

On December 11, the CV-SNMP Agencies hosted Community Workshop #2 to share progress on the CV-SNMP Update focusing on draft management zones proposed in Technical Memorandum #3 – Delineate Draft Management Zones and Describe Metrics to Characterize Beneficial Use Protection (TM#3). A similar presentation covering progress on the CV-SNMP Update was given at the SGMA Tribal Workgroup meeting on December 5. The Technical Advisory Committee (TAC) has provided written and oral comments on TM#3 and the response to TAC comments provided by West Yost will be reviewed by the Steering Committee prior to the public review period which is tentatively scheduled to begin in late January or early February. The public comment period for Technical Memorandum #2 – Characterize Current Groundwater Quality (TM#2) and Technical Memorandum #4 – Develop Technical Approach for Forecasting N/TDS Concentrations (TM#4) closed in November. Response to comments are being prepared and Final versions of the TM#2 and TM#4 will be posted to the CV-SNMP website in January 2025.

### **Coachella Valley Regional Water Management Group (CVRWMG):**

The CVRWMG business meeting was held on December 11 to discuss the status and activities of existing grants, potential future funding opportunities, and regional water management topics. At the meeting, CVRWMG agencies discussed providing domestic service area data to Todd Groundwater to help inform the Small Water System and Domestic Well Inventory which is part of the CV Regional Water Resilience Plan.

### **Sustainable Groundwater Management Act (SGMA):**

On December 5, the Indio Subbasin GSA's held a SGMA Tribal Workgroup meeting. The meeting included discussion of developing this year's Indio Subbasin SGMA Annual Report and progress made on the CV-SNMP. An initial draft version of the Annual Report will be provided for review by the Indio Subbasin GSAs in January. The Indio Subbasin SGMA Annual Report is due to DWR by April 1, 2025.

Data for the WY 2023-2024 Mission Creek Subbasin SGMA Annual Report was organized in December. An initial draft version of the report will be provided for review by the Management Committee in January. The Mission Creek Subbasin SGMA Annual Report is due to DWR by April 1, 2025.

**Coachella Valley Regional Water Resilience Plan (CVRWRP):**

The Coachella Valley Regional Water Resilience Plan (CVRWRP) is funded by California's Office of Land Use and Climate Innovation (GOLUCI) Regional Resilience Grant Program (RRGP). CVWD submitted a grant application for the opportunity in September 2023 and was awarded funding in December 2023. The CVRWRP aims to increase water resilience in the Coachella Valley focused on vulnerable communities. The project partners include CVWD, Pueblo Unido Community Development Corporation (PUCDC), and the Torres Martinez Desert Cahuilla Indian tribe (TMDCI).

In December, the CVRWRP project partners held their first monthly meeting. Meeting discussion included working with PUCDC and TMDCI to identify opportunities for community outreach and engagement. Additionally, Todd Groundwater, a consultant on the project, provided an update on the proposed methodology and progress collecting available data as part of the Small Water System and Domestic Well Inventory.

## ENVIRONMENTAL SERVICES

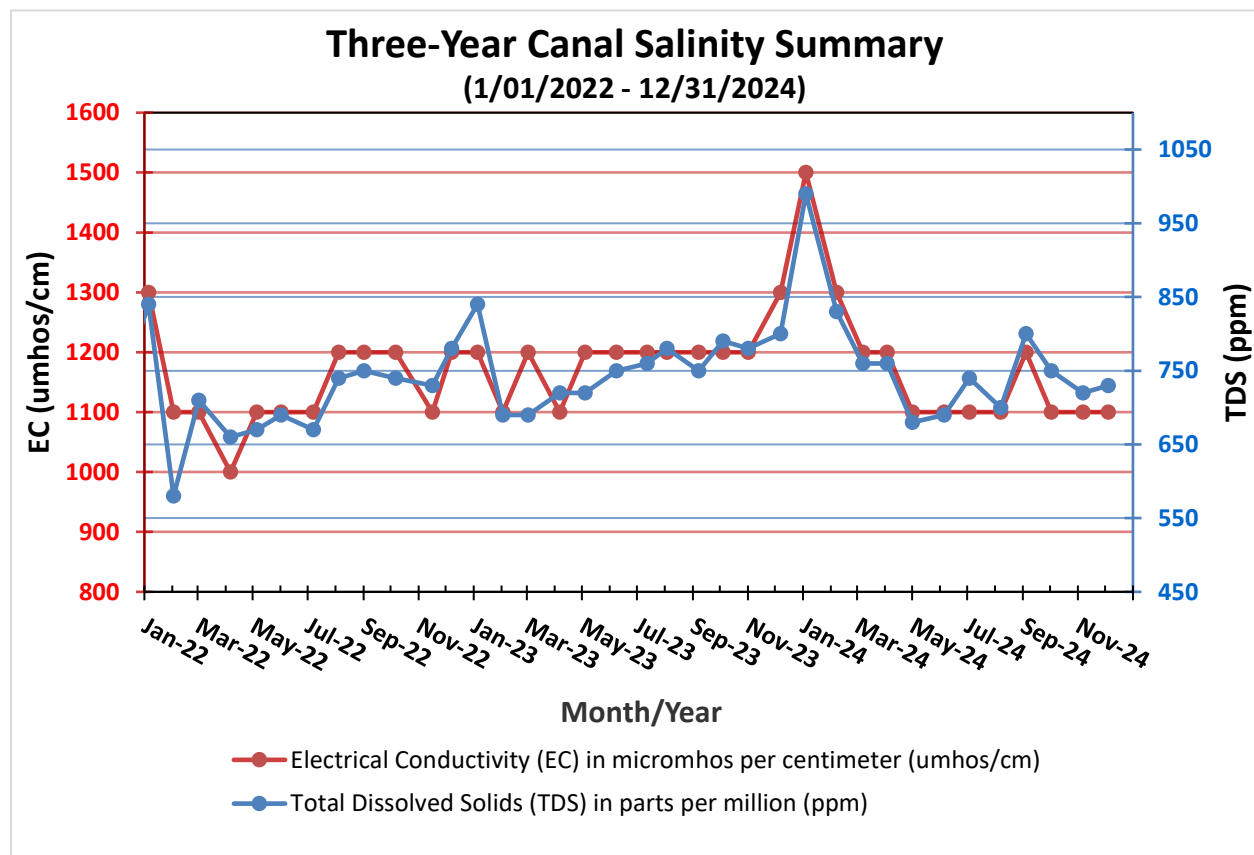
The Environmental Services Department is organized into seven divisions that develop and implement programs to comply with local, state, and federal regulations protecting water quality and environmental resources.

### Canal Water

#### Canal Salinity Analyses:

Monitoring Period	Sample Date	Electrical Conductivity (Micromhos/cm)	Total Dissolved Solids (Parts per M)
Present reading	12/4/2024	1,100	730
One month ago	11/6/2024	1,100	720
One year ago	12/7/2023	1,300	800

Graph Description: The graph below represents the past three years of total dissolved solids and electrical conductivity data collected at a Coachella Canal sample point.



## Environmental Management

### Coachella Canal Projects

#### CCLP-Dos Palmas

CY2024 recharge has been completed with the entire allocation. Salt Creek flows stabilized reached and exceeded the annual flow target of 623 AF through the USGS gage. Improvements to Aquafarms flow meters and SCADA integration have been initiated to improve summer time flow demand response.

#### CCLP-Desert Riparian Mitigation

CCLP staff have received confirmation funding has been approved for wildfire damage repairs. An MOU is underway with SDCWA and BLM.

### Domestic Projects

#### Pierce St. Sewer and Water Project

No change: A Draft IS/MND has been received and reviewed. A reoccurring call has been scheduled with newly assigned State support staff Kevin Murphy. CEQA Public review is anticipated in January.

#### Avenue 76 Water Consolidation

No change: CVWD has received the second draft of the Bio and Cultural reports, review has been completed. A reoccurring call has been scheduled with newly assigned State support staff Kevin Murphy.

#### Reservoirs 4711-3&4

No Change: ESD worked with finance and CDFW to establish a letter of credit and security to proceed with the project prior to the completion of the site compensatory mitigation. The escrow agreement has received final signature from CDFW, allowing for construction.

### Sanitation Projects

#### Monroe Street Trunk Sewer

No Change: A revised draft Historic Property Treatment Plan document has been received and reviewed by ESD and Engineering, and is under final edits in cooperation with NV5, IHS and Torrez Martinez. Significant revisions are required to meet SHPO requirements.

#### WRP4 Non-Potable Water Improvements Project

ESD and Engineering have had additional review of the Draft EIR and additional work is required to deliver a approved document. A Change order has been approved for ESA focused on technical editing. Public review has been readjusted and anticipated to begin in March 2025.



**Groundwater Replenishment Projects**

Whitewater ESD has coordinated with legal and Engineering to investigate long term conservation commitments for the 1200-acre lizard preserve as a mitigation requirement of the project. ESD has investigated language in a conservation easement and the option of fee title transfer to the CVCC. A flood easement and fee title transfer have been discussed with CVCC in December. Additional coordination and finalization is expected in January.

**Palm Desert Groundwater Replenishment Facility**

Engineering and ESD continue to develop irrigation line easements for the section 404 permit Garfield Mitigation site to suffice the USACE. A legal opinion indicated the easement purchase would be in conflict with ethical standards for Board members. ESD and Engineering are planning additional options for evaluation in continuing development at the Garfield site.

**Storm Water Projects****Thousand Palms Flood Control Project**

CDFW requested additional time to deliver a draft 1600 permit to CVWD. The permit is expected late January 2025. ESD and engineering have coordinated with ROW for the planning of Project acquisition including the mitigation 5550 acre floodway, and began coordinating with CVCC.

**Thousand Palms Channel**

Technical appendices are complete and the draft CEQA MND has been reviewed, and additional temporary electrical service around the project has been coordinated with IID and incorporated into the project description, MND finalization and public review expected in January.

**North Indio Flood Control**

No Change: Final Disposition of Cultural resources has been coordinated with HOA Espana. A final CR monitoring report has been received and is under review.

**Cook Street Slope Lining Project**

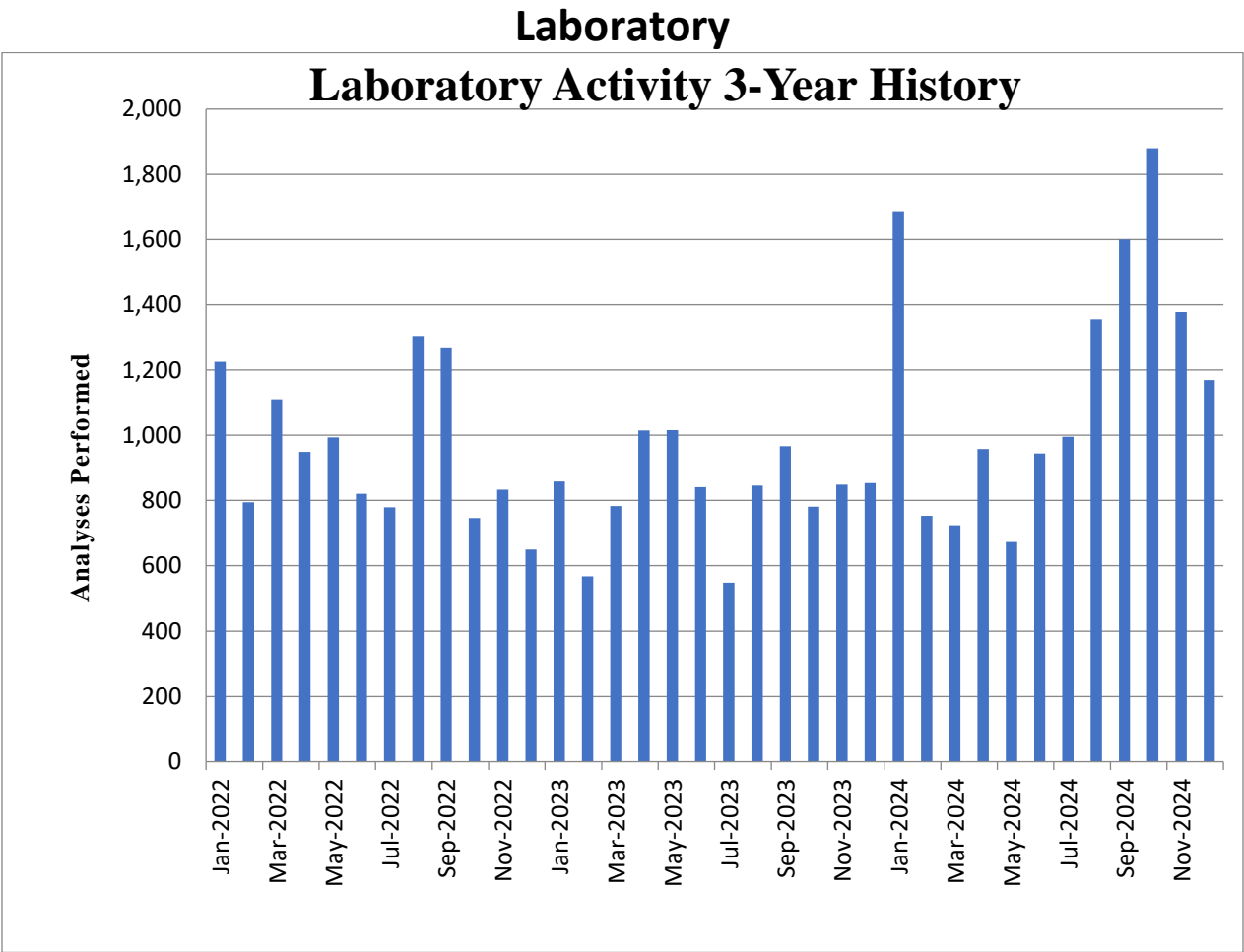
No Change: CVWD executed the final 1600 permit for the project. CVWD has anticipated the need for a financial security to allow for Construction, which is anticipated to be concurrent with the palm desert replenishment project in early 2025.

**North Cathedral City Flood Control Project**

As Part of the 1600 permit, a financial security has been prepared and approved with CDFW, allowing for construction to commence.

**Agricultural Drainage****Johnson Street Created Habitat Mitigation Project**

Anticipation of relocating the site from Garfield to Johnson Street is being investigated. ESD is coordinating with ROW for a potential land swap discussion with IID. ESD has preliminarily investigated a canal water delivery line with Engineering and F&M to the new Johnson Street site. A property appraisal and phase 1 ESA are underway. Preliminary feasibility is being investigated with Engineering OPs, and the Workplan authoring consultant WSP.



Activity Report:

	12 Month Total	Monthly Average	This Month
Analyses Performed	14,117	1,176	1,169

# Salton Sea

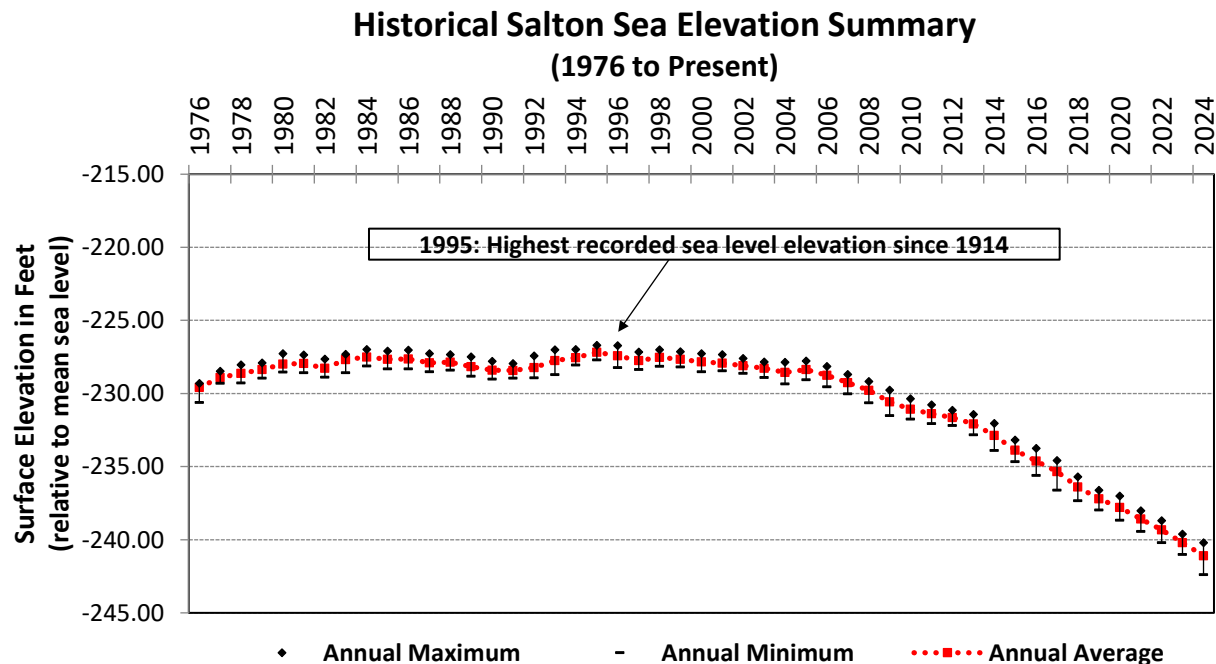
## Salton Sea Elevation Summary

<u>Monitoring Period</u>	<u>Date</u>	<u>Elevation (in feet)</u>
Present reading	12/30/2024	-242.09 (USGS Provisional)
One month ago	11/25/2024	-242.28 (USGS Provisional)
One year ago	12/25/2023	-240.80 (USGS Approved)

\* United States Geological Survey (USGS) 10254005 Gauge Station (Salton Sea near Westmorland, CA). Data provisional until approved by USGS for publication.

\* United States Geological Survey (USGS) 10254005 Gauge Station (Salton Sea near Westmorland, CA). Data provisional until approved by USGS for publication.

Graph Description: The graph below represents historical Salton Sea surface elevation data collected from 1976-present, by the USGS.



## FACILITIES MAINTENANCE

Facilities and Maintenance consists of nine divisions that contribute a variety of specialized skills and trades that perform a wide range of technical and support services. These divisions include Administration, Building Maintenance, Electrical Electronics and Motorpool Stormwater & Drainage, Canal, irrigation Distribution, Facilities Maintenance and Zanjeros which report directly to the Operations Manager.

### Canal Maintenance:

- Inspected Quagga inspection blocks Milepost 0.15 to Milepost 123.45 (No Quaggas Found)
- Cleaned the Parshal flume at Milepost 0.15
- Inspected generators on canal from Milepost 0.15 to Oasis Tower and White Water (21 of 21)
- Replaced filters, changed out potable water, and cleaned site Milepost 0.15 Quagga site
- Began road repairs from MP 23.1 - 31.5 for Lining repairs
- Re-primed UCM-2 and UCM-1-A
- Repaired UCM-2 and UCM-1-A meters
- Removed graffiti from Siphon 7 and 8
- Repaired traveling screens at Milepost 94.2, 99.8, and 102.3
- Repaired MP 108.2 actuator base
- Began annual Cathodic Protection on the Lower Canal
- Continued to spot spray weed growth along Channels, and Drains
- Inspected, cleaned screens from Milepost 88.6 to Milepost 123.4
- Continued growth removal from the Lower Canal Lining

### Distribution Maintenance:

- Valves Repaired: (2) Delivery
- Valves Replaced: (1) Main
- Leaks Repaired: (3) Main, (1) Baffle Stand, and (2) Delivery
- B.O.R. Inspection Recommended Cement Repairs: (18) Meter Wells and (1) Baffle Stand
- Irrigation Meters Repaired (29)
- Preventative Maintenance Performed: (1) Baffle Stand and (4) Irrigation Meters
- Drainage Meters Maintained (14)
- Performed Monthly TLD4 Pump Station Inspection
- Lateral 97.1-04 Pump line: Repaired leak on 27-inch RCP
- Lateral 123.45-5.4: Repaired leak on 24-inch RCP
- Lateral 119.64-5.5 (Meter 1224): Replaced 8-inch main valve
- Lateral 119.64-4.1-0.2 (Meter 1287): Repaired (2) 12-inch delivery valves and (1) leak on 14-inch common line

**Stormwater:**

- Inspected and removed vagrant camps in the Whitewater River and Coachella Valley Storm Channel and tributaries
- Cleared the vegetation along the service road of the Coachella Valley Storm Channel between Jefferson Street and Miles Avenue, and Fred Waring and Indio Boulevard
- Mulched the vegetation from the inside the Coachella Valley Storm Channel between Miles Ave and Indio Boulevard
- Restored the Pilot channel in the Coachella Valley Storm Channel between Dillon Road and Avenue 50
- Removed vegetation from the Ave. 64 Fillmore Ditch between Fillmore Street and the Coachella Valley Storm Channel
- Restored the King Street Channel from 8-2-23 Storm Event

**Drainage**

- Excavated on the Irrigation Lateral numbers 1,2,3,4,5, and 6

**Miscellaneous**

- Mile Post 26.5 - Milepost 31.8 preparing the service roads for concrete lining replacement project

**Motorpool**

The Board approved the FY25 Motor Pool CIP and all vehicles and equipment are on order. We received the first of 4 Chevrolet Silverado 2500 (¾ ton) pickups and the remaining 20 1500 (½ ton) units are anticipated to arrive at the dealership around the Thanksgiving holiday. We expect to take delivery of those vehicles at the end of December. The remaining on order vehicles and equipment (with the exception of the 2 crane builds) are estimated to arrive in the March/April time frame.

**Zanjero After Hours Callouts**

Present Month Hours	13.0 Hours
Previous Month Hours	18.0 Hours
One Year Ago Hours	12.0 Hours

## FINANCE

The Finance Department has a total staff of 30 within its divisions of: Accounting, Budgeting, Financing, Procurement, Contracts and Warehouse.

Please note, all finance information is reported one month behind.

### Coachella Valley Water District Monthly Financial Information November 30 , 2024

<b>Cash Management:</b>		
Liquidity Funds <sup>1</sup>	\$	72,885,567
Chandler Investments: Average Rate of Return		3.88%
TPIF interest rate		4.11%
CAMP interest rate		4.87%
CAMP Term interest rate		5.25%
LAIF interest rate		4.48%
BMO Bank CD 6 months		3.97%
BMO Bank CD 12 months		3.43%
<b>Accounts Receivable:</b>		
Miscellaneous receivables	\$	1,187,590
Total number of invoices issued		42
<b>Construction Work in Progress:</b>		
Monthly amount expended	\$	9,586,734
Year to date		34,639,898
<b>Payroll for Current Month:</b>		
Gross amount paid	\$	5,439,790
<b>Accounts Payable for Current Month:</b>		
Total amount paid through wire transfers	\$	22,524,550
Total amount paid through Accounts Payable	\$	37,476,226
Total number of checks/EFTs issued		587
Total number of P-card transactions		718
Total number of Invoices processed		1,565
<b>Material Management for Current Month:</b>		
Amount of inventory received	\$	266,376
Amount of inventory issued	\$	527,097
Incoming warehouse transactions		718
Outgoing warehouse transactions		6,243
Number of competitive bids and quotes		23
Number of purchase orders issued		258

<sup>1</sup> Includes funds held in operating accounts as well as short-term investments with Riverside County Treasury Pooled Investment Funds (TPIF), California Asset Management Program (CAMP), BMO Harris Bank CD (BMOCD) and Local Agency Investment Funds (LAIF).

## Canal Water Fund

Consumption - Acre Feet (AF)

Ten Year Consumption History

YTD Cumulative Consumption	Jul	Aug	Sep	Oct	Nov	Dec	Jan	Feb	Mar	Apr	May	Jun	Total
FY 2025	34,786	35,723	29,389	29,119	23,587	-	-	-	-	-	-	-	152,603
FY 2024	35,596	27,284	21,637	22,935	22,132	17,126	11,899	11,878	18,893	23,385	31,032	34,035	277,830
FY 2023	35,994	33,310	25,583	22,533	20,783	17,753	12,748	15,495	18,517	23,116	28,843	32,602	287,277
FY 2022	36,366	34,579	31,304	27,900	23,298	21,468	17,971	19,173	25,069	28,340	32,518	35,950	333,936
FY 2021	38,311	38,420	33,758	31,002	23,832	22,898	17,690	19,810	24,011	30,392	34,825	36,504	351,452
FY 2020	36,520	40,590	31,255	28,844	23,490	16,899	15,761	21,104	17,939	23,689	35,177	35,583	326,850
FY 2019	36,657	38,477	31,588	23,366	24,369	19,882	15,133	13,046	22,853	29,225	33,640	35,614	323,850
FY 2018	36,830	36,911	29,796	27,268	25,091	18,078	12,566	19,087	23,805	28,766	34,537	35,857	328,592
FY 2017	38,233	39,536	31,361	27,083	26,389	20,628	10,436	17,068	25,533	31,080	35,151	36,556	339,054
FY 2016	31,485	35,869	30,675	26,174	26,132	22,372	13,169	21,500	27,742	30,549	33,543	38,594	337,804
FY 2015	-	-	-	-	-	20,236	16,657	19,943	25,292	31,566	31,415	31,965	177,074
<b>Ten Year Total</b>	<b>360,779</b>	<b>360,699</b>	<b>296,345</b>	<b>266,223</b>	<b>239,101</b>	<b>197,339</b>	<b>144,030</b>	<b>178,103</b>	<b>229,653</b>	<b>280,109</b>	<b>330,680</b>	<b>353,260</b>	<b>3,236,322</b>
Ten Year													
Average Consumption	36,078	36,070	29,635	26,622	23,910	19,734	14,403	17,810	22,965	28,011	33,068	35,326	323,632
Monthly Variance													
From Prior Year	-2.3%	30.9%	35.8%	27.0%	6.6%	-3.5%	-6.7%	-23.3%	2.0%	1.2%	7.6%	4.4%	
YTD Variance													
From Prior Year	-2.3%	12.1%	18.2%	20.1%	17.8%	-5.9%	-6.0%	-7.4%	-6.6%	-5.8%	-4.3%	-3.3%	
Monthly % of Total													
Average Consumption	11.1%	11.1%	9.2%	8.2%	7.4%	6.1%	4.5%	5.5%	7.1%	8.7%	10.2%	10.9%	100%
YTD Rate of													
Average Consumption	11.1%	22.3%	31.4%	39.7%	47.1%	53.2%	57.6%	63.1%	70.2%	78.9%	89.1%	100.0%	



**General Manager's Report**

**December 2024**

**Domestic Water Fund**

Consumption - One Hundred Cubic Feet (Ccf)

Ten Year Consumption History

YTD Cumulative Consumption	Jul	Aug	Sep	Oct	Nov	Dec	Jan	Feb	Mar	Apr	May	Jun	Total
FY 2025	4,577,028	4,514,362	4,150,465	3,788,063	3,616,136	-	-	-	-	-	-	-	20,646,054
FY 2024	3,845,245	4,204,672	3,907,936	3,019,260	3,284,695	2,909,826	2,270,445	1,973,288	1,811,641	2,628,332	3,179,392	3,182,739	36,217,471
FY 2023	4,035,663	4,256,190	4,107,076	3,302,096	3,171,048	2,746,914	2,205,178	1,935,728	1,996,037	2,402,419	3,055,511	3,611,633	36,825,492
FY 2022	4,427,381	4,342,215	4,166,794	3,469,204	3,169,049	3,227,765	2,354,331	2,286,123	2,601,389	3,008,439	3,337,222	3,908,708	40,298,620
FY 2021	4,240,110	4,397,054	4,257,655	3,564,482	3,213,029	3,582,536	2,419,285	2,036,145	2,310,799	2,985,493	3,393,411	3,695,964	40,095,963
FY 2020	3,711,398	4,345,849	4,228,417	3,441,390	3,409,793	2,439,185	2,026,539	1,886,993	2,201,597	1,928,882	2,759,087	3,881,341	36,260,470
FY 2019	3,667,481	4,032,587	4,078,731	3,685,243	3,297,965	2,766,619	2,000,680	1,700,995	1,737,657	2,433,198	3,123,676	3,953,273	36,478,106
FY 2018	3,925,056	4,591,706	3,949,353	3,164,151	3,422,363	3,082,044	2,375,172	1,903,126	2,269,817	2,585,527	3,515,973	3,990,646	38,774,933
FY 2017	4,262,823	3,546,147	4,245,750	3,272,534	3,226,567	2,536,215	1,820,086	1,671,713	1,872,332	2,638,596	3,210,234	3,820,589	36,123,586
FY 2016	3,848,757	3,288,106	3,546,285	3,103,300	2,790,411	2,660,964	1,843,026	1,793,374	1,998,551	2,385,738	2,864,780	2,997,973	33,121,265
FY 2015	-	-	-	-	-	3,257,565	2,516,784	2,124,656	2,495,495	3,040,747	3,308,515	3,608,387	20,352,149
<b>Ten Year Total</b>	<b>40,540,942</b>	<b>41,518,888</b>	<b>40,638,462</b>	<b>33,809,723</b>	<b>32,601,057</b>	<b>29,209,632</b>	<b>21,831,526</b>	<b>19,312,140</b>	<b>21,295,315</b>	<b>26,037,371</b>	<b>31,747,801</b>	<b>36,651,253</b>	<b>375,194,110</b>
Ten Year Average Consumption	4,054,094	4,151,889	4,063,846	3,380,972	3,260,106	2,920,963	2,183,153	1,931,214	2,129,532	2,603,737	3,174,780	3,665,125	37,519,411
Monthly Variance From Prior Year	19.0%	7.4%	6.2%	25.5%	10.1%	5.9%	3.0%	1.9%	-9.2%	9.4%	4.1%	-11.9%	
YTD Variance From Prior Year	19.0%	12.9%	10.7%	13.7%	13.1%	-2.1%	-1.6%	-1.3%	-1.9%	-1.0%	-0.5%	-1.7%	
YTD Variance From Calendar 2016	18.9%	37.3%	17.0%	22.1%	29.6%	-10.7%	-9.8%	-7.1%	-27.4%	-13.6%	-3.9%	-11.8%	
Monthly % of Total Average Consumption	10.8%	11.1%	10.8%	9.0%	8.7%	7.8%	5.8%	5.1%	5.7%	6.9%	8.5%	9.8%	
YTD Rate of Average Consumption	10.8%	21.9%	32.7%	41.7%	50.4%	58.2%	64.0%	69.2%	74.8%	81.8%	90.2%	100.0%	

## Coachella Valley Water District Capital Improvement Budget Summary – November 30, 2024

Fund	Active Project Count	Budget FY 2025 (\$)	YTD Actual FY 2024 (\$)	% Expended FY 2025
Canal	9	14,086,000	120,961	1%
Stormwater	11	24,200,000	6,476,945	27%
Domestic Water	30	59,322,999	18,238,845	31%
West Replenishment	1	7,050,201	136,835	2%
East Replenishment	2	964,000	288,725	30%
Sanitation	40	42,464,284	7,153,600	17%
General District	8	8,788,500	1,891,278	22%
Motorpool	44	3,100,000	332,709	11%
<b>CIB Total</b>	<b>145</b>	<b>\$159,975,984</b>	<b>\$34,639,898</b>	<b>22%</b>

## Coachella Valley Water District Capital Improvement Budget – November 30, 2024

Project Description	Estimated Costs (\$)	LTD Expenses (\$)	Budget FY 2025 (\$)	YTD Actual FY 2025 (\$)	%Expended FY 2025	Start Date	Current Phase	Status Summary
<b>Canal:</b>								
L-4 Pump Station Relocation, Ph. 2	7,043,300	5,994,759	500,000	15,082	3%	08/2020	Construction	Construction 75% complete. Perimeter fencing has been installed. Major item pending is getting power to the site from IID. IID to provide estimate in November.
Mid-Canal Storage	12,150,000	12,105,332	393,123	8,308	2%	12/2021	Construction	Punchlist items are almost complete. Project scheduled for completion in November 2024.
Irrigation Lateral 123.45-1.3-2.2 Division Box Replacement	5,295,100	412,450	2,500,000	24,259	1%	08/2018	Construction	Coordinating with F&M with goal of putting project out to bid in November 2024.
Irrigation Lateral 123.45-1.3-2.8 Division Box Replacement	3,101,900	292,039	100,000	35,695	36%	07/2020	Design	Consultant is preparing 100% contract documents. Easement acquisition in progress.
Irrigation Lateral 123.45-1.3-2.2 Replacement, Ph. 2	3,425,800	140,198	1,750,000	13,912	1%	07/2019	Construction	Working on obtaining TCE's prior to going out to bid in November 2024.
Irrigation Lateral 123.45-1.3-2.8 Replacement	8,155,600	211,776	80,000	116	0%	12/2023	Design	Plans are complete, will go out to bid during FY26.
Irrigation Lateral 101.3 Replacement	6,166,000	123,429	5,589,877	457	0%	07/2021	Design	Working on obtaining TCE's prior to going out to bid during fiscal year 2024-2025.
Irrigation Lateral 119.64-7.5 Replacement, Ph. 2	5,000,000	91,359	2,883,000	23,132	1%	01/2023	Construction	Project is out to bid starting 10/28/24.
Irrigation Lateral 99.8-0.51-3.0 Replacement	9,090,000	-	290,000	-	0%		Planning/Design	Planning on requesting proposals from on-call firms for design Task Order.
<b>Total Canal</b>	<b>59,427,700</b>	<b>19,371,341</b>	<b>14,086,000</b>	<b>120,961</b>	<b>1%</b>			
<b>Stormwater:</b>								
North Cathedral City Regional Stormwater Project	16,226,600	2,502,695	11,800,000	260,258	2%	07/2008	Design	CEQA documents completed. Construction plans and specs complete. Kinder Morgan design of pipe relocation complete. MOU for

Project Description	Estimated Costs (\$)	LTD Expenses (\$)	Budget FY 2025 (\$)	YTD Actual FY 2025 (\$)	%Expended FY 2025	Start Date	Current Phase	Status Summary
								conservation lands complete. Remaining items - Kinder Morgan construction, UPRR permit, Lumen FO line relocation
Thousand Palms Flood Control	120,000,000	5,752,601	1,000,000	47,975	5%	07/2008	Design	Environmental documents have been approved. Land acquisition under way. Construction plans are being modified to reflect a phased approach to construction.
Coachella Valley Stormwater Channel Improvements - Avenue 54 to the Thermal Drop Structure	57,694,154	57,666,277	300,000	10,402	3%	01/2015	Construction	Construction is complete. Kickoff meeting for LOMR scheduled for 10/31/2024.
Coachella Valley Multiple Species Habitat Conservation Plan - Constructed Wetlands	10,547,700	547,692	100,000	-	0%	11/2015	Design	The Work plan has been revised and reviewed by CVCC. Fish and Wildlife has requested additional time to review. Staff is working to set up a meeting with the agencies to engage on the schedule.
Evaluation and installation of rainfall gauges	567,000	466,119	50,000	5,888	12%	05/2016	Construction	3 new rainfall gauges installed. Electronics shop programming new gauges and getting them integrated into NovaStar system.
East Side Dike, Ph. 2 I-10 to Dos Palmas Road	16,226,600	893,468	100,000	22,775	23%	07/2019	Design	Coordinating with County of Riverside with regards to scope of work related to Dillon Road (possible road closure instead of a detour). Coordinating with IID on potential impacts to power poles.
Whitewater River Stormwater Channel Bank Slope Protection Adjacent to WRP 10	2,650,000	-	2,100,000	-	0%		Design	Design of the Garfield Mitigation site is 60% complete
Whitewater River Channel Bank Protection upstream of Cook Street	3,215,000	162,986	-	2,488	0%	07/2019	Design	CDFW permit submitted. Draft CDFW permit given on 12/13 CVWD addressing draft CDFW permit requirements.

Project Description	Estimated Costs (\$)	LTD Expenses (\$)	Budget FY 2025 (\$)	YTD Actual FY 2025 (\$)	%Expended FY 2025	Start Date	Current Phase	Status Summary
East Side Dike Realignment between Wasteway No. 3 and Dillon Road	2,282,400	201,790	470,000	5,482	1%	08/2020	Construction	The plans need minor revision prior to bid advertisement. The engineer of record has presented the options for the design revision to increase setback from the adjacent development and contain all flows originating from the project site. The next step is to discuss with Facilities and Maintenance before plan finalization.
Thousand Palms Channel Improvement from Sun City Shadow Channel to the Coachella Valley Stormwater Channel	20,193,300	1,009,702	280,000	36,630	13%	07/2020	Design	Consultant incorporating comments from City of Indio. Engaging City of Indio for their shared roadway improvement costs. Environmental permitting tasks underway along with utility relocation letters to IWA, Cogent, and IID.
North Indio Regional Flood Control System, Ph. 2	101,360,562	92,898,373	8,000,000	6,085,049	76%	09/2021	Construction	Construction of the Phase 2 project is at 95% completion. Current work is focused on SCSH pond reconstruction, fencing for all project site, modifications to Avenue 38 crossing, and punch list items. Construction completion expected by December 2024.
<b>Total Stormwater</b>	<b>350,963,316</b>	<b>162,101,703</b>	<b>24,200,000</b>	<b>6,476,945</b>	<b>27%</b>			
<b>Domestic Water:</b>								
Booster Station 05513 Rehabilitation and Upgrade	4,340,800	410,023	150,000	113,870	76%	01/2018	Design	July 2024, CVWD met with the HOA. A memorandum of understanding (MOU) is currently being drafted between CVWD and the HOA. The 100% workshop meeting was held on October 23, 2024.

Project Description	Estimated Costs (\$)	LTD Expenses (\$)	Budget FY 2025 (\$)	YTD Actual FY 2025 (\$)	%Expended FY 2025	Start Date	Current Phase	Status Summary
								The final bid package and solicitation of bids is planned for the end of February and will include the theory of operations and the latest comments from CVWD.
Booster Station 07990 Rehabilitation and Upgrade	3,345,500	111,855	1,680,000	9,449	1%	06/2022	Design	Staff has obtained USDA funding for design and construction. Consultant is working on 90% Plans and Specifications and anticipate submitting them in January 2025.
Booster Station 07101 Rehabilitation and Upgrade	2,020,500	101,743	500,000	11,555	2%	06/2022	Design	Staff has obtained USDA funding for design and construction. Consultant is working on 90% Plans and Specifications and anticipate submitting them in January 2025.
Booster Station 07102 Rehabilitation and Upgrade	1,960,500	105,408	100,000	6,463	6%	06/2022	Design	Staff has obtained USDA funding for design and construction. Consultant is working on 90% Plans and Specifications and anticipate submitting them in January 2025.
Talavera Water Main Replacement - Ph. 1	7,300,000	512,501	180,000	43,040	24%	07/2016	Construction	Consultant is preparing Final Plans and Specifications and will submit by the end of February 2025. Solicitation of bids for construction is anticipated to occur shortly thereafter.
North Shore Water Main Replacement	9,841,200	9,829,015	385,000	418,657	109%	03/2016	Closeout	The Project is complete and in the closeout phase.
Dale Kiler Road Water Main Replacement	9,232,740	3,028,105	8,160,740	2,246,407	28%	07/2017	Closeout	Due to unforeseen conditions, this Project will not be constructed under this Contract. Staff is working with USDA to closeout this Project, so that the Project can be re-bid. CVWD is currently working on Change Order 10, which will be the final change order for this project.

**General Manager's Report**

**December 2024**

Project Description	Estimated Costs (\$)	LTD Expenses (\$)	Budget FY 2025 (\$)	YTD Actual FY 2025 (\$)	%Expended FY 2025	Start Date	Current Phase	Status Summary
Sun City Palm Desert Water Main Replacement- Phase 2B	13,000,000	-	12,000	11,791	98%	07/2024	Construction	Staff received two proposals to update the design on November 18, 2024, and engineering selected K&S as the best value option. Staff will seek board approval at the December 10, 2024 Board Meeting.
Adams Street Water Main Replacement, Phase 1	11,860,000	10,671,216	565,000	326,304	58%	10/2019	Closeout	The Project is complete and in the closeout phase.
Well Rehabilitation Project, Phase 3 Well 4507-2 and Well 5662	600,000	108,285	525,000	19,272	4%	07/2023	Construction	Construction has been shifted to Well 4507 due to the casing damage at Well 5662. The Contractor is currently installing a test pump equipment in preparation for baseline water quality sampling.
Highway 86 Ph. 3 and 4 - Preliminary Design	1,503,300	1,149,405	340,000	82,567	24%	08/2020	Planning	The Consultant is continuing to work on the 30% design drawings and the environmental documents. The completion date for Preliminary Design and Environmental Documentation is May 30, 2025.
Avenue 66 Transmission Main, Phases 1B and 2	24,287,889	17,863,635	17,766,189	12,561,028	71%	07/2020	Construction	Construction is approximately 75% complete. The Contract Completion Date is May 10, 2025.
Well No. 4529-1 (Well No. 4565 Redrill/Replacement)	2,581,700	2,232,241	340,000	668	0%	08/2020	Construction	The well has been drilled and developed. The Board approved execution of a purchase agreement on December 13, 2022 to procure the motor control center (MCC), which has a long procurement lead time. Delivery of the MCC is anticipated in March 2025. Staff intends to go out to bid for the Construction Contract to complete the well pumping plant once the

**General Manager's Report**

**December 2024**

Project Description	Estimated Costs (\$)	LTD Expenses (\$)	Budget FY 2025 (\$)	YTD Actual FY 2025 (\$)	%Expended FY 2025	Start Date	Current Phase	Status Summary
								structural and surge design updates are complete.
Valley View Transmission Main	18,039,100	1,185,447	5,000,000	145,530	3%	04/2021	Design	Consultant is working on Final Plans and Specifications, and is assisting CVWD with easement acquisitions. Solicitation of bids for construction is anticipated to occur in Spring 2025.
Hydropneumatic/Surge Tank Replacement - Phase 2 (3 Tanks)	1,000,000	702,368	20,000	19,546	98%	08/2022	Closeout	The Project is complete and closed out.
Hexavalent Chromium Treatment Evaluation	3,000,000	845,887	2,051,070	338,451	17%	08/2022	Planning	The Board awarded a PSA to West Yost & Associates for Evaluation of Options to comply with California's Proposed Cr-6 MCL Project on January 23, 2024. CVWD is pursuing two parallel tracks to evaluate options to comply with the Cr-6 MCL of 10 ug/L (stannous chloride and other treatment/ non-treatment options).
Well No. 4569-1 (Developer Funded-Verano-Rio Vista)	371,900	24,985	340,000	128	0%	01/2023	Design	The Board approved execution of a purchase agreement on December 13, 2022 to procure the motor control center (MCC), which has a long procurement lead time. Delivery of the MCC is anticipated in March 2025. A task order for design updates to the structural and surge designs was awarded to a Consultant and the design work is anticipated to be completed in



**General Manager's Report**

**December 2024**

Project Description	Estimated Costs (\$)	LTD Expenses (\$)	Budget FY 2025 (\$)	YTD Actual FY 2025 (\$)	%Expended FY 2025	Start Date	Current Phase	Status Summary
								March 2025. This well is part of the Verano Development.
Well 4529-1 Pumping Plant	2,500,000	-	250,000	-	0%		Design	A task order for design updates to the structural and surge designs was awarded to a Consultant and the work is anticipated to be completed in March 2025. Staff intends to go out to bid for the Construction Contract to complete the well pumping plant once the structural and surge design updates are complete.
Via De Anza Water Main Replacements - Phase 3	588,000	564,503	500,000	506,136	101%	01/2024	Closeout	The Project is complete and closed out.
Well 4632-1 Design and Drilling (Developer Funded-Cotino)	4,500,000	13,110	3,500,000	7,407	0%	10/2023	Design	A task order for design updates to the structural and surge designs was awarded to a Consultant and the design work is anticipated to be completed in March 2025. CVWD staff has prepared the plans and specifications for drilling the new well and bids for the Project are due in January 2025.
Hydropneumatic/Surge Tank Replacement Program - Phase 3	2,500,000	8,288	500,000	8,288	2%	07/2024	Planning	Engineering posted to Planet Bids an informal Request for Proposals (RFP) to on-call engineering firms to conduct a field inspection and investigation of three hydropneumatic tanks and provide detailed design plans, specifications, and bidding assistance services on Dec. 23,

**General Manager's Report**

**December 2024**

Project Description	Estimated Costs (\$)	LTD Expenses (\$)	Budget FY 2025 (\$)	YTD Actual FY 2025 (\$)	%Expended FY 2025	Start Date	Current Phase	Status Summary
								2024. The Proposals are due on January 21, 2025.
Well 4569-1 Drilling and Construction (Developer Funded - Verano)	3,600,000	-	150,000	-	0%		Design	A task order for updates to the structural and surge designs was awarded and the work is anticipated to be done in March 2025. Staff intends to go out to bid for the Construction Contract to complete the well pumping plant once the structural and surge design updates are complete and the developer has complete the site plans and improvements.
DW2503: Sun City Palm Desert Water Main Replacement Phase 2B	3,000,000	-	2,988,000	-	0%			
70th Avenue Pipeline Upsizing (North Shore Elementary School)	450,000	-	450,000	-	0%			
Ion Exchange Treatment Plant 7991 Improvements	12,105,945	5,067,004	8,100,000	1,303,273	16%	07/2019	Construction	Construction is approximately 40% complete. Contractor anticipates pre-treatment filter, and backwash system delivery by early January 2025. The Contract completion date is July 8, 2025.
Reservoir 4711-3 and 4 Design and Construction	6,123,400	385,915	2,050,000	15,778	1%	07/2015	Design	The Project is currently on hold.
Reservoirs 6631-1 and 6631-2 Rehabilitation	150,000	36,689	150,000			01/2025	Updating Design Plans	Engineering requested a proposal from Harper for engineering consultation services for updating the previously design plans and technical specification for the rehabilitation of the two reservoirs.

**General Manager's Report**

**December 2024**

Project Description	Estimated Costs (\$)	LTD Expenses (\$)	Budget FY 2025 (\$)	YTD Actual FY 2025 (\$)	%Expended FY 2025	Start Date	Current Phase	Status Summary
								Harper to submit the proposal on the week of Jan. 13, 2025.
Reservoir 5514-2 and 4 Design and Construction	3,198,000	161,097	70,000	11,210	16%	01/2023	Design	Due to storage and staging area limitations, this Project is scheduled to be constructed after the construction of Booster Station 5513 is complete. The Consultant will submit the final bid package by Winter 2025.
Reservoir 7101-2 Design and Construction	4,800,000	258,540	2,000,000	32,027	2%	07/2019	Construction	Board approved the Construction Contract awardment to Spiess on November 12, 2024 Board Meeting. Staff is in the process of collecting contract administration files to issue the Project's NTP.
Reservoir 4730-2 Design and Construction (Developer Project-Desert Retreat)	8,000,000	-	500,000	-	0%		Design	CVWD has received the 90% design submittal and staff are preparing comments to return to the design consultant.
<b>Total Domestic Water</b>	<b>165,800,474</b>	<b>55,377,265</b>	<b>59,322,999</b>	<b>18,238,845</b>	<b>31%</b>			
<b>West Replenishment:</b>								
Palm Desert Ground Water Replenishment Facility, Phase 2	14,723,271	644,767	7,050,201	136,835	2%	07/2021	Design	Design of the Garfield Mitigation site is 60% complete
<b>Total West Replenishment</b>	<b>14,723,271</b>	<b>644,767</b>	<b>7,050,201</b>	<b>136,835</b>	<b>2%</b>			
<b>East Replenishment:</b>								
Oasis In-Lieu Recharge, Phase 2	53,000,000	53,065,411	600,000	276,457	46%	01/2019	Construction	Construction approximately 97% complete. Commissioning underway.
Calle Tampico Remediation	364,000	12,268	364,000	12,268	3%	09/2024	Construction	Project complete. Closing out.
<b>Total East Replenishment</b>	<b>53,364,000</b>	<b>53,077,679</b>	<b>964,000</b>	<b>288,725</b>	<b>30%</b>			

**General Manager's Report**

**December 2024**

Project Description	Estimated Costs (\$)	LTD Expenses (\$)	Budget FY 2025 (\$)	YTD Actual FY 2025 (\$)	%Expended FY 2025	Start Date	Current Phase	Status Summary
<b>Sanitation:</b>								
Lift Station 80-03 Upgrade (Cook Street)	7,272,500	688,431	230,920	190,214	82%	02/2021	Design	The design is 95% complete
Lift Station 55-11 Capacity Upgrade (Mecca)	10,406,538	2,161,489	6,552,524	505,233	8%	06/2022	Construction	On-going construction; 9% complete. Dewatering and wet-well excavation is 80% complete. Contractor procured Precast Structures and awaits delivery mid-November.
Lift Station 81-07 and Lift Station 55-12 Odor Control Upgrades	1,792,138	437,337	880,000	121,887	14%	03/2023	Design	Design is 100% complete. Easement acquisition of LS 55-12 is complete. Board date for Bid Solicitation is tentative as Project may align best for FY 2025-26.
Emerald Desert Country Club Connection	1,383,500	230,024	130,000	21,928	17%	04/2016	Construction	Offsite pipeline construction 2% complete. Onsite design complete and installation agreement/easement acquisition is at 50%.
Marriott Shadow Ridge Connection	5,553,000	640,557	8,595,000	183,141	2%	11/2016	Design	Offsite pipeline construction 2% complete. Onsite design complete and installation agreement/easement acquisition is at 50%.
Marriott Desert Springs North Course Connection	5,197,800	54,014	10,000	616	6%	11/2016	Design	The project is currently in the pre-design phase.
NPW T1 Pump Station Replacement	30,123,000	27,189,713	1,000,000	630,018	63%	07/2018	Construction	Project construction 95% complete. Startup and commissioning is scheduled for December 2024.
Young's Farmland NPW Pipeline Connection	1,210,000	145,881	700,000	1,417	0%	10/2019	Design	Project design, agreements, and easements are complete. Project will be bid in spring 2025 with WRP7 Phase 1 NPW Improvements.

**General Manager's Report**

**December 2024**

Project Description	Estimated Costs (\$)	LTD Expenses (\$)	Budget FY 2025 (\$)	YTD Actual FY 2025 (\$)	%Expended FY 2025	Start Date	Current Phase	Status Summary
Annenberg Golf Club NPW Connection	2,042,200	265,708	140,000	882	1%	05/2020	Construction	Offsite pipeline construction 91% complete. On-site design, installation agreement, and easements complete. The on-site pipeline will be put out for bid in January 2025.
Desert Island Country Club NPW Pipeline Connection	1,425,000	18,527	145,000	15,037	10%	04/2024	Design	Design 20% complete. State Revolving Fund loan application will be submitted in December 2024.
Indian Wells Tennis Garden NPW Connection	521,700	135,680	10,000	1,651	17%	05/2020	Design	Offsite pipeline construction 91% complete. Onsite design will initiate in 2026 pending customer's development plans.
Jack Ivey Ranch NPW Connection	1,800,800	269,476	1,095,000	8,301	1%	05/2020	Construction	Offsite pipeline construction 91% complete. On-site design complete, and easement acquisition is at 25%. The on-site pipeline will be put out for bid in January 2025.
Palm Royale Country Club NPW Connection	1,154,600	250,914	810,000	18,861	2%	05/2020	Design	Offsite pipeline construction 91% complete. On-site design, installation agreement, and easements complete. The on-site pipeline will be put out for bid in January 2025.
Suncrest Country Club NPW Connection	1,053,600	223,262	570,000	567	0%	05/2020	Design	Offsite pipeline construction 91% complete. On-site design, installation agreement, and easements complete. The on-site pipeline will be put out for bid in January 2025.

**General Manager's Report**

**December 2024**

Project Description	Estimated Costs (\$)	LTD Expenses (\$)	Budget FY 2025 (\$)	YTD Actual FY 2025 (\$)	%Expended FY 2025	Start Date	Current Phase	Status Summary
Tamarisk Country Club NPW Connection	1,528,500	301,599	100,000	3,423	3%	05/2020	Design	Offsite pipeline construction 91% complete. On-site design, installation agreement, and easements complete. The on-site pipeline will be put out for bid in January 2025.
Tri Palm Country Club NPW Connection	1,069,400	331,036	90,000	414	0%	05/2020	Design	Offsite pipeline construction 91% complete. On-site design 95% complete. The on-site pipeline will be put out for bid in January 2025.
Southwest Church NPW Connection	2,038,100	260,929	1,275,000	2,472	0%	05/2020	Design	Offsite pipeline construction 91% complete. On-site design complete, and easement acquisition is at 25%. The on-site pipeline will be put out for bid in January 2025.
Rancho Mirage Country Club NPW Connection	612,700	226,993	10,000	308	3%	05/2020	Construction	Offsite pipeline construction 91% complete. Onsite design will initiate in 2026 pending customer's development plans.
Springs Country Club NPW Pipeline Connection	1,970,000	21,062	140,000	15,492	11%	10/2021	Design	Design 20% complete. State Revolving Fund loan application will be submitted in December 2024.
Talavera NPW Pipeline Connection	685,000	13,721	40,000	13,721	34%	09/2024	Design	Design 20% complete. State Revolving Fund loan application will be submitted in December 2024.
Shadow Hills High School NPW Pipeline Connection	670,000	13,266	40,000	13,266	33%	09/2024	Design	Design 20% complete. State Revolving Fund loan application will be submitted in December 2024.

**General Manager's Report**

**December 2024**

Project Description	Estimated Costs (\$)	LTD Expenses (\$)	Budget FY 2025 (\$)	YTD Actual FY 2025 (\$)	%Expended FY 2025	Start Date	Current Phase	Status Summary
WRP 10 Low Pressure Capacity Expansion	18,120,000	235,221	2,500,000	219,848	9%	10/2023	Construction	WRP10/Cook St. pipeline construction 2% complete. Design for Hovley/Portola pipeline 20% complete. State Revolving Fund loan application for Hovley/Portola pipeline will be submitted in December 2024.
Shadow Hills North Golf Course NPW Pipeline Connection	3,660,000	38,730	70,000	38,730	55%	09/2024	Design	Design 20% complete. SRF loan application will be submitted in December 2024.
WRP 10 Existing Low Pressure NPW Connection Improvements (Valves)	1,500,000	-	750,000	-	0%		Planning	Project design initiating with request for proposals due on November 18, 2024.
FY 2020-21 Nonpotable Water (NPW) Off-Site Pipeline Projects	24,632,665	20,507,940	6,967,680	4,012,728	58%	03/2023	Construction	On-going construction; overall 91% complete. Current (final) Pipeline Segment: Frank Sinatra Drive; 85% complete. Project expected completion date Jan. 2025.
Cotino Development NPW Connection	400,000	-	1,550,000	-	0%		Design	Project design initiating with request for proposals due on November 18, 2024.
Monroe Trunk Sewer-Grant CEQA Support	3,792,000	2,043,935	20,000	11,285	56%	04/2019	Construction	Construction is complete. Engineering is in the process of closing-out the Project, and assisting Indian Health Service (IHS) complete a Historical Property Treatment Plan (Cultural Post-Construction Task).
Pierce Street Trunk Sewer	5,125,000	1,344	50,000	640	1%	01/2024	Planning	CVWD staff coordinating with Terra Nova Planning to prepare environmental documents. UEI is TA provider.

**General Manager's Report**

**December 2024**

Project Description	Estimated Costs (\$)	LTD Expenses (\$)	Budget FY 2025 (\$)	YTD Actual FY 2025 (\$)	%Expended FY 2025	Start Date	Current Phase	Status Summary
Avenue 66 Trunk Sewer (Septic to Sewer Conversion)	10,497,300	374,762	500,000	155,045	31%	05/2020	Design	Design is 60% complete Right of way/Easement Acquisition is 30% complete
Valley View Trunk Sewer	10,791,000	410,412	250,000	272,651	109%	05/2020	Design	Design is 95% complete Right of way/easement acquisition is 50% complete
Sewer Manhole Rehabilitation Project - Palm Desert and Rancho Mirage	653,480	47,846	776,480	20,439	3%	12/2023	Construction	Preconstruction meeting held on 1/8/2025
Oasis Gardens Mobile Home Park Septic to Sewer Connection	350,000	-	350,000	2,285	1%	10/2024	Design	Design is 20% complete
WRP 10 Process and Lighting Optimization	1,817,635	1,567,770	-	787	0%	07/2017	Closeout	Project is completed.
WRP 10 Headwork's Improvements (Fine Screens, Pumps, Vortex Grit Chamber, Equalization Basin, Odor Control)	39,333,840	940,081	1,701,440	154,566	9%	02/2021	Design	The design will be 90% complete by February 2025.
WRP 10 T1 Filter Assessment	15,715,180	1,052,519	1,831,080	56,956	3%	02/2021	Design	the design is complete and under CVWD's review
WRP 4, Ph. 1 Improvements - NPW Upgrades	22,112,100	1,872,692	300,000	105,669	35%	08/2019	Design	Project Design at 60%. Final project design initiating with request for proposals due in December 2024. CEQA documents ready for public review in December with target completion in spring 2025.
WRP 7 Aeration Improvements	26,627,500	2,000,379	1,949,160	298,971	15%	07/2019	Bid	Bids will be opened on 11/13/24
WRP 7 Process Optimization	50,000	7,033	-	348	0%	11/2023	Planning	Planning.
WRP 7 Recycled Water Expansion (Phase 1 NPW Improvements)	33,564,300	1,781,288	330,000	50,251	15%	07/2020	Design	Project design is complete and State Revolving Fund loan agreement will be issued in December 2024.



**General Manager's Report**

**December 2024**

Project Description	Estimated Costs (\$)	LTD Expenses (\$)	Budget FY 2025 (\$)	YTD Actual FY 2025 (\$)	%Expended FY 2025	Start Date	Current Phase	Status Summary
								Water Infrastructure Improvements for the Nation grant application submitted. Grant award expected in April 2025.
WRP 7 and WRP 10 Analyze Groundwater Replenishment Recycled Water Reuse Project (GRRP)	650,000	85,590	5,000	3,550	71%	05/2024	Planning	Tech Memo Complete.
<b>Total Sanitation</b>	<b>298,902,076</b>	<b>66,847,157</b>	<b>42,464,284</b>	<b>7,153,600</b>	<b>17%</b>			
<b>General District:</b>								
Supervisory Control and Data Acquisition Master Plan and System Replacement	22,517,000	20,932,441	-	7,801	0%	07/2013	Complete	The SCADA Master Plan has been successfully executed. All the planned objectives within the program have been accomplished.
Enterprise Resource Planning and Utility Billing System	16,085,000	1,393,960	4,077,500	1,393,960	34%	09/2024	Implementation	The project is currently in the readiness phase which will end December 13 and the Planning Phase will begin.
Palm Desert Operations Parking Lot Rehabilitation, Phase 2	1,279,800	983,146	200,000	6,538	3%	07/2022	Closeout	The Project is complete and closed out.
Palm Desert Upgrade Transfer Switch and Power Distribution	574,700	107,570	500,000	33,480	7%	10/2022	Construction	Contract awarded to GA Technical Services, Inc. GA Technical Services has signed Notice of Award.
Palm Desert Operations Parking Lot Rehabilitation - Phase 3	2,700,000	11,313	2,700,000	11,313	0%	07/2024	Updating Design Plans	The Board of Directors did not approved the solicitation of bids for construction on Dec. 10, 2024. Engineering will bring the project back to the Board in the future for solicitation of bids. Engineering continues to work with Engineering Consultant (Webb) to complete updating the plans and specifications. Webb submitted 1st round of plan check on Dec, 16,

General Manager's Report

December 2024

Project Description	Estimated Costs (\$)	LTD Expenses (\$)	Budget FY 2025 (\$)	YTD Actual FY 2025 (\$)	%Expended FY 2025	Start Date	Current Phase	Status Summary
								2024. Engineering reviewed and returned the plans to Webb for revision on Dec. 23, 2024. Webb is to submit the 2nd round of plans for review on the week of Jan. 13, 2025.
PLC Upgrade and Enhancements, Phase 3	500,000	-	500,000	-	0%		Procurement	A Workshop was held to discuss comments on the SCADA Roadmap on August 12. A Request for Bids for PLC Panel was published on Planet Bids on July 31. CVWD had the Bid Opening on August 28. 4 bids received and they are under review.
Coachella Creston Implementation	350,000	-	350,000	-	0%		Planning	
Information Systems Infrastructure Upgrade FY 2025	461,000	438,185	461,000	438,185	95%	09/2024	Procurement	
<b>Total General District</b>	<b>44,467,500</b>	<b>23,866,614</b>	<b>8,788,500</b>	<b>1,891,278</b>	<b>22%</b>			
<b>Motorpool:</b>								
Dump Truck 26K (7263)	115,000	114,294	109,800	114,294	104%	07/2024	Complete	In service
F600 Fuel Truck (9401)	171,100	-	171,100	-	0%	07/2024	On Order	Canceled PO number 64337 due to manufacture delays. Purchased via Single Source from Thunder Creek with estimated completion in November 2024.
26K GVWR Maintainer Truck W/Crane & APU (7263)	204,400	79,301	204,400	79,301	39%	07/2024	On Order	Canceled PO number 64337 due to manufacture delays. Purchased via Single Source from Ken Grody Ford and received the bare chassis on July 25, 2024. We will deliver these chassis to Skaug Truck Body for upfitting with an anticipated completion of 12-16 weeks for the

**General Manager's Report**

**December 2024**

Project Description	Estimated Costs (\$)	LTD Expenses (\$)	Budget FY 2025 (\$)	YTD Actual FY 2025 (\$)	%Expended FY 2025	Start Date	Current Phase	Status Summary
								flatbed portion. The cranes are an 8 month lead time.
26K GVWR Maintainer Truck W/Crane & APU (7262)	204,400	80,644	204,400	80,644	39%	07/2024	On Order	Canceled PO number 64337 due to manufacture delays. Purchased via Single Source from Ken Grody Ford and received the bare chassis on July 25, 2024. We will deliver these chassis to Skaug Truck Body for upfitting with an anticipated completion of 12-16 weeks for the flatbed portion. The cranes are an 8 month lead time.
1/2 Ton Pickup Truck 4WD (77-81)	50,000	-	50,000	-	0%	07/2024	On Order	PO 66444 - ETA 12/31/24
1/2 Ton Pickup Truck 4WD (59-50)	50,000	-	50,000	-	0%	07/2024	On Order	PO 66444 - ETA 12/31/24
1/2 Ton Pickup Truck 4WD (52-47)	50,000	-	50,000	-	0%	07/2024	On Order	PO 66444 - ETA 12/31/24
1/2 Ton Pickup Truck 4WD (43-34)	50,000	3,347	50,000	3,347	7%	07/2024	On Order	PO 66444 - ETA 12/31/24
1/2 Ton Pickup Truck 4WD (78-86)	50,000	-	50,000	-	0%	07/2024	On Order	PO 66444 - ETA 12/31/24
1/2 Ton Pickup Truck 4WD (51-05)	50,000	-	50,000	-	0%	07/2024	On Order	PO 66444 - ETA 12/31/24
1/2 Ton Pickup Truck 4WD (43-34)	50,000	-	50,000	-	0%	07/2024	On Order	PO 66444 - ETA 12/31/24
1/2 Ton Pickup Truck 4WD (76-76)	50,000	-	50,000	-	0%	07/2024	On Order	PO 66444 - ETA 12/31/24
1/2 Ton Pickup Truck 4WD (59-50)	50,000	-	50,000	-	0%	07/2024	On Order	PO 66444 - ETA 12/31/24
1/2 Ton Pickup Truck 4WD (51-40)	50,000	-	50,000	-	0%	07/2024	On Order	PO 66444 - ETA 12/31/24
1/2 Ton Pickup Truck 4WD (74-68)	50,000	-	50,000	-	0%	07/2024	On Order	PO 66444 - ETA 12/31/24

**General Manager's Report**

**December 2024**

Project Description	Estimated Costs (\$)	LTD Expenses (\$)	Budget FY 2025 (\$)	YTD Actual FY 2025 (\$)	%Expended FY 2025	Start Date	Current Phase	Status Summary
1/2 Ton Pickup Truck 4WD (77-83)	50,000	-	50,000	-	0%	07/2024	On Order	PO 66444 - ETA 12/31/24
1/2 Ton Pickup Truck 4WD (79-90)	50,000	-	50,000	-	0%	07/2024	On Order	PO 66444 - ETA 12/31/24
1/2 Ton Pickup Truck 4WD (40-05)	50,000	-	50,000	-	0%	07/2024	On Order	PO 66444 - ETA 12/31/24
1/2 Ton Pickup Truck 4WD (46-10)	50,000	-	50,000	-	0%	07/2024	On Order	PO 66444 - ETA 12/31/24
1/2 Ton Pickup Truck 4WD (75-72)	50,000	-	50,000	-	0%	07/2024	On Order	PO 66444 - ETA 12/31/24
1/2 Ton Pickup Truck 4WD (78-84)	50,000	-	50,000	-	0%	07/2024	On Order	PO 66444 - ETA 12/31/24
1/2 Ton Pickup Truck 4WD (72-62)	50,000	-	50,000	-	0%	07/2024	On Order	PO 66444 - ETA 12/31/24
1/2 Ton Pickup Truck 4WD (59-50)	50,000	-	50,000	-	0%	07/2024	On Order	PO 66444 - ETA 12/31/24
1/2 Ton Pickup Truck 4WD (74-68)	50,000	-	50,000	-	0%	07/2024	On Order	PO 66444 - ETA 12/31/24
1/2 Ton Pickup Truck 4WD (74-68)	50,000	-	50,000	-	0%	07/2024	On Order	PO 66444 - ETA 12/31/24
1/2 Ton Pickup Truck 4WD (74-69)	50,000	-	50,000	-	0%	07/2024	On Order	PO 66444 - ETA 12/31/24
1/2 Ton Pickup Truck 4WD (75-72)	50,000	-	50,000	-	0%	07/2024	On Order	PO 66444 - ETA 12/31/24
1/2 Ton Pickup Truck 4WD (75-72)	50,000	-	50,000	-	0%	07/2024	On Order	PO 66444 - ETA 12/31/24
1/2 Ton Pickup Truck 4WD (78-84)	57,000	-	50,000	-	0%	07/2024	On Order	PO 66444 - ETA 12/31/24
1/2 Ton Pickup Truck 4WD (78-86)	50,000	-	50,000	-	0%	07/2024	On Order	PO 66444 - ETA 12/31/24
1/2 Ton Pickup Truck 4WD (75-74)	50,000	-	50,000	-	0%	07/2024	On Order	PO 66444 - ETA 12/31/24
1/2 Ton Pickup Truck 4WD (77-82)	50,000	-	50,000	-	0%	07/2024	On Order	PO 66444 - ETA 12/31/24
1/2 Ton Pickup Truck 4WD (23-14)	50,000	-	50,000	-	0%	07/2024	On Order	PO 66444 - ETA 12/31/24
1/2 Ton Pickup Truck 4WD (73-65)	50,000	-	50,000	-	0%	07/2024	On Order	PO 66444 - ETA 12/31/24

**General Manager's Report**

**December 2024**

Project Description	Estimated Costs (\$)	LTD Expenses (\$)	Budget FY 2025 (\$)	YTD Actual FY 2025 (\$)	%Expended FY 2025	Start Date	Current Phase	Status Summary
1/2 Ton Pickup Truck 4WD (78-85)	50,000	-	50,000	-	0%	07/2024	On Order	PO 66444 - ETA 12/31/24
1/2 Ton Pickup Truck 4WD (43-30)	50,000	-	50,000	-	0%	07/2024	On Order	PO 66444 - ETA 12/31/24
1/2 Ton Pickup Truck 4WD (70-15)	50,000	55,123	50,000	55,123	110%	07/2024	On Order	PO 66444 - ETA 12/31/24
1/2 Ton Pickup Truck 4WD (59-50)	50,000	-	50,000	-	0%	07/2024	On Order	PO 66444 - ETA 12/31/24
Trail King (56-49)	166,500	-	166,500	-	0%	07/2024	On Order	PO 66470 - ETA March 2025
John Deere Wheel Loader (75-74)	266,500	-	266,500	-	0%	07/2024	On Order	PO 66474 - ETA February 2025
2025 John Deere Electric Cart (78-86)	20,000	-	20,000	-	0%	07/2024	On Order	PO 66477 -ETA February 2025
2025 John Deere Electric Cart (78-85)	20,000	-	20,000	-	0%	07/2024	On Order	PO 66477 -ETA February 2025
2025 John Deere Electric Cart (78-84)	20,000	-	20,000	-	0%	07/2024	On Order	PO 66477 -ETA February 2025
Vaughn Sound Attenuated Trailer (77-83)	217,300	-	217,300	-	0%	07/2024	On Order	PO 66476
<b>Total Motorpool</b>	<b>3,112,200</b>	<b>332,709</b>	<b>3,100,000</b>	<b>332,709</b>	<b>11%</b>			
<b>Total CIB</b>	<b>990,760,537</b>	<b>381,619,236</b>	<b>159,975,984</b>	<b>34,639,898</b>	<b>22%</b>			

## Coachella Valley Water District Grant/Loan Summary – November 30, 2024

Fund/Agency		Applications (active)					Awarded (active)			Awarded (complete)			Total Estimated Project Cost	
		Applications (active)	Awarded (active)	Awarded (complete)	Cost Share (\$)	Grant (\$)	Loan (\$)	Cost Share (\$)	Grant (\$)	Loan (\$)	Cost Share (\$)	Grant (\$)		Loan (\$)
Department of Water Resources	DWR	-	1	-	-	-	-	-	133,943	-	-	-	-	133,943
2022 COP Series	Bond	-	1	-	-	-	-	-	-	53,340,000	-	-	-	53,340,000
Environmental Protection Agency/Water Infrastructure Finance and Innovation Act	WIFIA	-	1	-	-	-	-	61,554,515	-	59,140,612	-	-	-	120,695,127
Federal Emergency Management Agency	FEMA	1	2	1	-	3,035,000	-	-	2,239,151	-	975,000	2,925,000	-	9,174,151
Stormwater		1	5	1	-	3,035,000	-	61,554,515	2,373,094	112,480,612	975,000	2,925,000	-	183,343,221
United States Bureau of Reclamation	USBR	-	2	-	-	-	-	-	-	68,431,425	-	-	-	68,431,425
Canal		-	2	-	-	-	-	-	-	68,431,425	-	-	-	68,431,425
California Governor's Office of Emergency Services	CaOES	-	-	1	-	-	-	-	-	-	-	300,000	-	300,000
Coachella Valley Mountains Conservancy	CVMC	-	1	1	-	-	-	-	-	130,000	-	395,000	-	525,000
County of Riverside	RIVCO	-	-	1	-	-	-	-	8,059,000	-	-	-	-	8,059,000
Department of Water Resources	DWR	-	12	2	-	-	-	10,249,240	12,210,955	-	-	286,768	-	22,746,963
Environmental Protection Agency	EPA	-	1	-	-	-	-	-	6,152,972	-	-	-	-	6,152,972
State Water Resources Control Board	SWRCB	4	3	3	-	38,499,907	-	-	33,475,327	-	-	8,279,275	19,838,922	100,093,431
US Golf Association	USGA	-	1	-	-	-	-	-	25,000	-	-	-	-	25,000
United States Bureau of Reclamation	USBR	1	2	2	-	10,000,000	-	2,929,500	2,929,500	-	383,573	200,000	-	16,442,573
United States Department of Agriculture	USDA	-	2	-	-	-	-	-	6,016,000	24,834,000	-	-	-	30,850,000
Domestic		5	22	10	-	48,499,907	-	13,178,740	68,868,754	24,834,000	513,573	9,461,043	19,838,922	185,194,939
County of Riverside	RIVCO	-	1	-	-	-	-	5,484,557	4,100,000	-	-	-	-	9,584,557
Department of Water Resources	DWR	-	-	1	-	-	-	-	-	-	-	491,162	-	491,162
State Water Resources Control Board	SWRCB	3	5	-	-	20,279,877	22,500,000	-	37,116,774	52,832,117	-	-	-	132,728,768
United States Bureau of Reclamation	USBR	1	2	-	-	8,500,000	-	-	20,881,939	-	-	-	-	29,381,939
United States Department of Agriculture	USDA	-	2	1	-	-	-	-	1,531,681	-	-	2,504,290	-	4,035,971
Sanitation		4	10	2	-	28,779,877	22,500,000	5,484,557	63,630,394	52,832,117	-	2,995,452	-	176,222,397
Governor's Office of Research and Planning	Grant	-	1	-	-	-	-	-	649,335	-	-	-	-	649,335
2021 COP Series - East Replenishment	Bond	-	1	-	-	-	-	-	-	-	-	-	51,965,000	51,965,000
United States Bureau of Reclamation	USBR	-	1	-	-	-	-	204,000	200,000	-	-	-	-	404,000
Department of Water Resources	DWR	-	-	2	-	-	-	-	-	-	-	1,000,000	-	1,000,000
Replenishment Funds		-	3	2	-	-	-	204,000	849,335	-	-	1,000,000	51,965,000	54,018,335
Total		10	42	15	-	80,314,784	22,500,000	80,421,812	135,721,577	258,578,154	1,488,573	16,381,495	71,803,922	667,210,317

## Coachella Valley Water District Grant/Loan Status Report– November 30, 2024

Agency Information	Project Information	Cost Share (\$)	Grant (\$)	Loan (\$)	Note
<b>PreAward</b>					
SWRCB Agreement: 3310001-010P Contact: Mehreen Siddiqui and Kevin Warring	ECV Update and Consolidation Planning Grant Fund: 535 Project: GR2302	-	3,030,823	-	Update to the East Coachella Valley Water Supply Plan (ECVWSP) along with 3 high ranking water consolidation projects from original Plan. Funding agreement estimated in February 2025. Need a TA provider to perform income survey to ensure DAC status.
SWRCB Contact: Mehreen Siddiqui and Kevin Warring EPA Resilience & Sustainability	Leon Housing Construction Grant Fund 535 GR2310	-	5,469,084	-	Submitted construction grant application. Environmental package complete. Design is complete. This project will consolidate four small water systems into CVWDs public water system. Have checklist items to address with SWRCB. Consolidation agreements still need to be signed. Notified that project didn't make it on this year's fundable list. DFA will revisit when preparing next year's list (April-June 2025).
SWRCB Contact: Mehreen Siddiqui and Kevin Warring	Avenue 76 Consolidation Project Fund 535 GR2312	-	5,000,000	-	Connection to Coachella Valley Water District's water system by the unincorporated community of Oasis which relies upon domestic wells which often exceed maximum contaminant levels.
SWRCB Contact: Mehreen Siddiqui and Kevin Warring	Pierce Street Community Project Fund 535 GR2311	-	25,000,000	-	Submitted construction grant application. University staff affiliated with SWRCB are completing the design and environmental requirements. Will be the lead agency for the construction grant. Received notice from SWRCB that project status is currently categorized as "inactive" due to limited funding sources.
FEMA - DR4750-CA	TS Hilary Damages Claim Multiple Funds (110)	-	3,035,000	-	Currently working with FEMA on TS Hilary damages, prioritizing Category A debris removal projects. Inspections for completed projects have been conducted. Regular meetings have been scheduled to complete required documentation.
SWRCB Agreement: Contact: Jonathan Miras	Pierce Street Community Sewer Project Fund 580	-	11,400,000	-	Submitted construction grant application. Will be the lead agency for the construction grant. Received notice from SWRCB that the project status is currently categorized as "inactive" due to limited funding sources.

Agency Information	Project Information	Cost Share (\$)	Grant (\$)	Loan (\$)	Note
SWRCB Agreement: 8763-110 Contact: David Houston	ECV Sewer Consolidation Planning Project Fund 580 Project: GR2303	-	5,879,877	-	This grant application for Sanitation is to prioritize the higher ranking sewer consolidation projects that can be completed in a 3 year window: Preliminary Engineering Report (PER), Design, Environmental, construction grant application and public outreach.
SWRCB Agreement: Contact: David Houston	WRP 7 Improvement, MP113.2 Rehab and Young's Farmland Fund: 580 Project: WR7022, NP2002	-	3,000,000	22,500,000	Applied through the Clean Water SRF 2023-24 funding program. Working on comments with Bureau on the feasibility study. Design is at 90%. Cost increase of approx. 45%. SWRCB grant portion no longer guaranteed due to State budget deficit. Loan agreement expected in December 2024.
USBR WIIN Agreement: Contact:	WRP 7 Improvement, MP113.2 Rehab and Young's Farmland Fund: 580 Project: WR7022, NP2002	-	8,500,000	-	Submitted application in September. The District is eligible to apply for funding under this program due to the completion and acceptance of the Title XVI Feasibility Study for the project.
USBR WaterSMART Agreement: Contact:	WaterSMART Drought Resiliency Projects for C6 Treatment Fund: 535 Project: DW2301	-	10,000,000	-	Submitted application in September. The District would receive up to \$10 million towards expected costs of treatment to comply with hexavalent chromium 6 treatment for supply wells serving disadvantaged communities and tribes.
<b>PreAward Subtotal</b>		-	<b>80,314,784</b>	<b>22,500,000</b>	
<b>Awarded</b>					
WIFIA Agmt Number: N18123CA Contact: Malton Lightfoot-Taylor Reporting: Quarterly	CV Stormwater Channel Improvements - Avenue 54 to Thermal Drop Structure Fund: 110 Project: SW0042 / GR1906 Project Cost: \$58,114,563	29,638,427	-	28,476,136	Construction is 100%. Notice of Termination submitted to the Regional Water Board February 13, 2024.



Agency Information	Project Information	Cost Share (\$)	Grant (\$)	Loan (\$)	Note
WIFIA Agmt Number: N18123CA Contact: Malton Lightfoot-Taylor Reporting: Quarterly	North Indio Regional Flood Control System Phase I Fund: 110 Project: SW0005 / GR1905 Project Cost: \$65,000,000	31,916,087	-	30,664,476	Phase 1 is complete. Received approval to extend substantial completion to September 2024. Letter for Substantial Completion and Fiscal Benefit will be submitted to EPA in November. Annual Financial Model will be submitted in December.
COP Series 2022	North Indio Regional Flood Control System Phase II Fund: 110 Project: SW2201 Project Cost: \$53,340,000	-	-	53,340,000	Substantial completion in September 2024.
DWR/Ventura County Agmt Number: 460012936 Contact: Ron Marotto @ Ventura County Reporting: Quarterly	Flood Emergency Response Evaluation and Installation of Rainfall Gauges Fund: 110 Project : SW1606 / GR1809 Project Cost: \$133,943	-	133,943	-	Ventura is submitting amendment requesting remaining dollars be shifted.
FEMA Agreement: DR4331- DR Contact: Susan Lee Reporting: Quarterly	Public Assistance Grant for Storm Damage 2/14/19 Category D Projects Fund: 110 / 535 Project: GR1915 Cost Share: 25% from CalOES due to disaster funds	-	2,072,921	-	Received Request For Information (RFI) 8/24/2022. Additional information was submitted 9/13/22. Coordination meeting with FEMA/CalOES scheduled 3/21/23 for additional information. All info submitted to FEMA. Awaiting FEMA response. Received notice on 8/8/2024 that the project funds were obligated by FEMA. Waiting on Notice of Obligation from CalOES to proceed with project closeout.

Agency Information	Project Information	Cost Share (\$)	Grant (\$)	Loan (\$)	Note
FEMA Agreement: DR4331-DR Contact: Susan Lee Reporting: Quarterly	Public Assistance Grant for Storm Damage 2/14/19 Category C & F Projects Fund: 110 / 535 Project: GR1915 Cost Share: 25% from CalOES due to disaster funds	-	166,230	-	Final inspection report was sent to FEMA on 8/19/2022. Received Notification of approval for CalOES to pay balance 5/18/2023.
USBR Agreement: 22-XX-30-W0735 Contact: Pedro Rodriguez Reporting:	Mid-Canal Reservoir Project Fund: 501 Project: C02103 Project Cost: \$7,500,000	-	-	7,500,000	Loan agreement with USBR and cost share with San Diego Water Authority and San Luis Rey Tribe. Quarterly progress reports are expected. Billed out 100% and received. Working agency on project closeout and final debt service schedule.
USBR Agreement: 22-XX-30-W0734 Contact: Pedro Rodriguez Reporting:	Irrigation Laterals through the USBR BIL Fund: 501 Project: Multiple Project Cost: \$60,931,425	-	-	60,931,425	Actively providing quarterly updates to USBR. Will be starting additional laterals in the upcoming months.
USBR Agreement: R22AS00165 Contact: Reporting: Semi-Annual	Mission Creek Subbasin Water Quality Model for the CV Salt and Nutrient Management Plan Fund: 551 Project: GR2206 Project Cost: \$1,330,000	204,000	200,000	-	Awarded through the WaterSMART - Applied Science Grants. Grant is to help develop tools to model and forecast Nitrate and Total Dissolved Solids (N/TDS) concentrations in the Mission Creek Subbasin. No cost reimbursement has been requested yet due to cost match.
USBR Agreement Contact: Reporting: Quarterly	Rebates for Landscape Irrigation Measures Fund: 535 Project: WC2301 Project Cost: \$3,000,000	1,500,000	1,500,000	-	WaterSMART Water and Energy Efficiency Grant (WEEG) for turf conversion, irrigation system upgrades, and sprinkler nozzle replacements. Cost share will be sustained by applicants. First report due to USBR will be through 09/30/2024, due 11/15/2024.

Agency Information	Project Information	Cost Share (\$)	Grant (\$)	Loan (\$)	Note
USBR - WEEG 2024	Water Energy and Efficiency Grant Fund 535 Total ask \$5m with IRWM Group	1,429,500	1,429,500	-	Coachella Valley Regional Conservation and Incentive Program, Inoperable Valve Replacement Project, and Meter Replacement Project. Received award letter on August 5, 2024. Task Order approved for Woodard & Curran to provide grant administration for this project.
Governor's Office of Planning and Research Reporting: 2x	CV Regional Water Resilience Plan Fund 535/550/551/552	-	649,335	-	This project will increase water resilience and capacity through identifying vulnerabilities and outlining feasible actions. Will also include a study on domestic groundwater wells and small water systems. Rec'd agreement 7/23/2024.
RIVCO Agreement: ARPA Contact: Bill Tharalson Reporting: Quarterly	IXTP 7991 Replacement Project Fund: 535 Project: IE2001 / GR1919 Project Cost: \$9,478,500	-	8,059,000	-	We have submitted and received a total of \$3,376,310 to date. The project is approximately 40% complete. Due to electrical long lead items, staff is working with contractor to evaluate how to recover schedule and stay within established completion date per contract.
USGA	USGA Golf Mapping Contribution Fund: 535	-	25,000	-	Received grant support through the USGA Davis Program. The project will estimate the number of irrigated turf acres on golf courses in the Coachella Valley.
USDA Case Number: 04-033- **0827 Contact: Roberto Palomino Reporting: Quarterly	North Shore / Dale Kiler / BS7101 / 7102 / 7990 Fund: 535 Project: GR1913 / DW1622 / DW1704 / B02201,02,03 Project Cost: \$27,450,000	-	4,840,000	22,700,000	North Shore - The construction phase is complete including the As-built and Asset register. The final inspection report is forthcoming. Dale Kiler - Due to unforeseen conditions, this project will not be constructed under this Contract. Staff is working with USDA to close out the project so that it can be rebid.

Agency Information	Project Information	Cost Share (\$)	Grant (\$)	Loan (\$)	Note
EPA Community Grant - Earmark	Valley View Transmission Main Fund: 535 Project: DW2113 / GR1806	-	6,152,972	-	\$2,700,000 funding for 2022. \$3,452,972 funding for 2023. Received EPA notification of confirmation.
USDA Case Number: 04-033- **0827 Contact: Roberto Palomino Reporting: Quarterly	Reservoir 7101-2 Fund: 535 Project: R02004/GR1918 Project Cost: \$3,310,000	-	1,176,000	2,134,000	Board approval to award the construction contract expected in November. Ongoing coordination with USDA for additional project funding.
SWRCB Agreement: 3310001- 015C Contact: Kevin Warring Reporting: Quarterly	Valley View Transmission MainFund: 535Project: DW2113 / GR1806	-	10,696,360	-	Dokken is preparing revisions based on CVWD comments on the 100% design package. CVWD and Dokken continue to negotiate easement acquisitions with property owners.
SWRCB Agreement: 3310001- 009P Contact: Kevin Warring Reporting: Quarterly	Highway 86 Planning Grant Fund: 535 Project: GR1914 / DW2104 Project Cost: \$1,815,000	-	499,781	-	Preparation of environmental (NEPA EA and CEQA-Plus) documents ongoing. Monthly progress meetings with consultant. Environmental Services is assisting with the review of Environmental documents and technical studies.
SWRCB Agreement: 3310001- 014C Contact: Mehreen Siddiqui and Kevin Warring Reporting: Quarterly	Avenue 66 Transmission Main Phase 1B&2 (St. Anthony) Fund: 535 Project: GR1806 /GR2101 / DW2105 Project Cost: \$33,380,000	-	22,279,186	-	Staff working on Final Budget Approval with SWRCB. With construction costs lower than anticipated and the cost that SWRCB will cover up to 24" pipe, the total grant funding amount is \$1.1m less than awarded. SB170 funds cannot be applied to another project. Will use full \$7mil first on project then remaining funds from SRF. Revising costs for FBA which will include recovery of grant application and personnel costs.

Agency Information	Project Information	Cost Share (\$)	Grant (\$)	Loan (\$)	Note
DWR Agreement: 4600014488 Contact: Faiyaz Mohammad Reporting: Annually	Avenue 66 Transmission Main Phase 1B&2 (St. Anthony) Additional Funding SB170	-	7,000,000	-	
DWR Agreement: 4600011522 Contact: Eric Martinez Reporting: Quarterly Total Grant Award: \$3,361,627	Prop 84 Round 4 Grant Administration Fund: 535 Project: GR0018 Project Cost: \$25,328	-	25,328	-	DWR reviewing close out and verifying all deliverables have been received.
DWR Agreement: 4600012245 Contact: Faiyaz Mohammad Reporting: Quarterly Total Grant Award: \$3,825,383	Prop 1 Round 1 IRWM Implementation Grant ECVWS- Avenue 66 Phase 2B Fund: 535 Project: GR1911 Job No. 52	5,634,240	1,268,750	-	Utilizing funds to pay for engineering services; easements, planning, design and environmental. Submitted an amendment request to extend end date to allow time to get to construction. These funds were applied to the overall cost in the FBA calculation with the SWRCB funding.
	CV Water Counts Job No. 37 Demo Garden GD2206	1,065,000	370,400	-	CVWD has exhausted its portion of rebates. Balance left is CVWD Demo Garden which will be completed 3/31/24. Project completion report submitted.
DWR Agreement: 4600014797 Contact: Faiyaz Mohammad Reporting: Quarterly Total Grant Award: \$918,984	Prop 1 Urban & Multibenefit Drought Relief- CV Water Counts Regional Water Conservation Fund: 535 Project: GR1804	-	223,637	-	New turf rebate agreement with Local Project Sponsors. Administration costs covered in Amendment 9 with the other additional projects. Reimbursement for turf rebates has been submitted and pending receipt.

Agency Information	Project Information	Cost Share (\$)	Grant (\$)	Loan (\$)	Note
DWR Agreement: 4600012245Contact: Faiyaz MohammadReporting: QuarterlyTotal Grant Award: \$6,717,504	DACI - Urban & Multibenefit Drought Relief- CV Water Counts Regional Water Conservation Fund: 535 Project: GR1804 No. 13 Grant Administration	-	355,000	-	Grant administration costs for additional 12 projects added to the Prop 1 DAC grant as Amendment 9.
	No. 15 Valley View Mobile Home Park Fund: 535 Project: DW2113 Project Cost: \$12,850,000	-	600,000	-	Grant funding of \$50,000 easements, \$550,000 for planning, design and environmental. Right-of-way acquisition is ongoing. Total grant share to date 45%.
DWR Agreement: P1R2 Contact: Faiyaz Mohammad Reporting: Quarterly Grant Award: \$4,112,755	Prop1 Round 2 Implementation Grant Administration Fund: 535 Project: GR2301	-	25,000	-	Admin costs to administer grant as the grantee.
	Water Conservation Regional Grass Replacement Fund: 535	-	192,840	-	Turf removal allocated to CVWD. DWA will be administering the turf removal program. Total Award: \$812,755.
	Reservoir 4711-3 & 4711-4 Design and Construction Fund: 535 Project: R01503 Project Cost: \$4,400,000	3,550,000	850,000	-	Finalizing the IS/MND. Received Board Approval to go out to bid. Working with DWR on CEQA concurrence. Waiting on satisfaction of one permit. Project is currently on hold.

Agency Information	Project Information	Cost Share (\$)	Grant (\$)	Loan (\$)	Note
DWR Agreement: Urban Community Drought Relief Program Contact: Faiyaz Mohammad Reporting: Quarterly Grant Award: \$8,731,250	2022 Urban Drought Grant Administration Fund: 535 Project:	-	300,000	-	Admin costs to administer grant as the grantee. Three projects awarded out of submitted projects. CVWD has a portion of Turf Replacement. As grant administrator, will continue to collect project reports, deliverables, and prepare Executive Summaries with required invoicing on quarterly basis.
	CV Regional Turf Replacement Fund 535 Project:	-	1,000,000	-	CVWD's share of Turf Replacement - no artificial turf is allowed for this grant. Total turf allowance: \$5,000,000 Submitted the full \$1million and received payment in January '24.
RIVCO Agreement: ARPA Contact: Bill Tharalson Reporting: Quarterly	Mecca Lift Station 5511 Upgrade to existing facility Fund: 580 Project: LS2202 Project Cost: \$9,584,557	5,484,557	4,100,000	-	Construction phase is 8% complete. Installation of wet-well structure scheduled for November followed by installation of pipe and construction of the odor control structure.
USDA Case Number: 04-033- **0827 Contact: Edgar Ortega Reporting: Quarterly	Monroe Street Trunk Sewer / Avenue 64 Sewer Fund: 580 Project: GR1909 / SA1905 Project Cost: \$2,776,400	-	1,319,900	-	Construction complete. Submitting 4th Outlay for reimbursement. Submitted Notice of Completion and the final budget form to USDA to close out the project.
SWRCB Agreement: Contact: Jonathan Miras Reporting: Quarterly	Airport Blvd / Valley View Sewer Consolidation Project Fund: 580 Project: SA2006 / GR2108 Project Cost: \$14,229,000	-	14,229,000	-	Received executed agreement 12/6/2023. Going out to solicit bids for design phase.

Agency Information	Project Information	Cost Share (\$)	Grant (\$)	Loan (\$)	Note
SWRC Agreement: 8579-110 Contact: Jonathan Miras Reporting: Quarterly	Oasis Gardens Sewer Consolidation and Polk Street Lift Station Fund: 580 Project: GR2103 Project Cost: \$2,806,686	-	2,806,686	-	Priority Mobile Home Park identified as a Severely Disadvantaged Community. Phase 2 will convert 77 mobile homes from septic systems to CVWD's sewer system. The lift station will be upsized for capacity and redundancy. Agreement executed. The 60% design will be completed in November 2024.
SWRCB Agreement: 8463-110 Contact: Jonathan Miras Reporting: Quarterly	Avenue 66/Sunbird Trunk Sewer Extension Fund: 580 Project: SA2003 / GR1814 Project Cost: \$10,088,337	-	10,081,088	-	Design is 45% complete. The 100% design is expected in December.
USBR Agreement: Contact:	Title XVI WIIN Grant for the NPW Connections (2021-2022) Fund: 580 Project: GR2401	-	8,605,422	-	Received award notice for the Title XVI WIIN Grant for the NPW 2021-22 connections. Cost Share; 75% of project total which is being funded with SRF grant/loan funding and reserves.
SWRCB Agreement: D2101039 Contact: David Houston Reporting: Quarterly	NPW Connections LT 2020-21 Fund: 580 Project: Multiple Project Cost: \$29,700,000	-	5,000,000	12,700,000	Off-site pipeline is 90% complete, with substantial completion by January 2025. On-site pipeline project will be put out for construction bids in January 2025, with target completion in spring 2026.
SWRCB Agreement: D2001010 Contact: David Houston Reporting: Quarterly	NPW Connections ST 2017-18 Fund: 580 Project: Multiple Project Cost: \$45,132,117	-	5,000,000	40,132,117	Construction completion date of December 31, 2026.



Agency Information	Project Information	Cost Share (\$)	Grant (\$)	Loan (\$)	Note
USBR Agreement: R22AS00115 Contact: Reporting: Cost Share; 75% of project total	Title XVI WIIN Grant for the NPW Connections (2017-2018) Fund: 580 Project: GR1901	-	12,276,517	-	Ongoing narrative updates. Draw down to date: \$8,929,442.62, balance of \$3,347,074.38.
USDA Agreement: Contact: Luis Andrade Total Grant Award: \$2,367,928	Avenue 62 Community Sewer Fund: 580 Project: GR0002 Cost Share: \$0	-	211,781	-	Received extended Technical Assistance Grant from PUCDC. Forwarded request to extend grant funds until 6/30/2024. TA grant has expired between SWRCB and PUCDC. Requested direction from USDA to de-obligate remaining funds.
<b>Awarded Subtotal</b>		<b>80,421,812</b>	<b>135,721,577</b>	<b>258,578,154</b>	
<b>Completed</b>					
FEMA Agreement: DR4308- 39 Contact: Robert Aguilar Reporting: Quarterly	East Side Dike Improvement, Phase 1 (Dune Palms to I-10) Fund: 110 Project: SW1601 / GR1813 Project Cost: \$3,100,000	975,000	2,925,000	-	Project is complete. Grant close-out report submitted 2-17- 2023. Email 12-5-23. Received RFI #2 due 3/1/2024. Submitted 02/29/24. Received FEMA acceptance letter of close out 7/02/2024.
USBR Agreement: R19AP00021	AMI Pilot Program Fund: 535 Project: DW1905 / GR1807	162,883	100,000	-	Completed 1-3-2022
USBR Agreement: R19AP00100	Leak Detection Pilot Program Fund: 535 Project: DW2007 / GR1902	220,690	100,000	-	Completed 4-30-2021
CVMC Agreement: 38500000P010035 Contact: Diana Rosas Reporting: Quarterly	Coachella Valley Mountain Conservancy Monitoring Wells Fund: 535 Project: GD2205 Project Cost: \$325,000	90,000	235,000	-	Completed 12-31-2022 Final payment received 4/14/23.

Agency Information	Project Information	Cost Share (\$)	Grant (\$)	Loan (\$)	Note
SWRCB Agreement: 3310001-009C	Thermal Mutual/ Oasis Gardens MHP Consolidation Fund: 535 Project: DW1708/ DW1713	-	2,463,985	-	Completed 3-23-2022
CalOES Agreement: 065-91002	Emergency Stand-by Generator for Well 6808-1 Fund: 535 Project: DW2112 / GR2107	-	300,000	-	Completed 10-19-2022.
DWR Agreement: 4600012245	Prop 1 DACI Grant Admin Fund: 535 GR1804	-	286,768	-	Completed 11-30-2022
DWR Agreement: 4600012245	Prop 1 DACI Grant Project 4- East Valley DAC Design Fund: 535 / 580 Project: GR1804	-	491,162	-	Completed 11-30-2022
SWRCB Agreement: 3301153-001C	Westside Elementary School Fund: 535 Project DW1711 / GR1703	-	815,290	-	Completed 7-23-2021
SWRCB Agreement: D17-02091	Highway 86 Transmission Main Phase 2 Booster Station (BS08886) Fund: 535 Project: DW1105 / DW1202	-	5,000,000	19,838,922	Completed 07-27-2021
CVMC Agreement: Contact: Diana Rosas Reporting: Quarterly	Additional Monitoring Wells Fund: 535 Project: GD2401 Project Cost: \$200,000	40,000	160,000	-	The grant funds will be applied to the construction and development of the two monitoring wells. Project is complete. Project Completion Report has been submitted. Reimbursement has been received.

Agency Information	Project Information	Cost Share (\$)	Grant (\$)	Loan (\$)	Note
COP SERIES 2021A and Series 2021B	Oasis In-Lieu Recharge Phase 2 Fund: 552 Project: C02001	-	-	51,965,000	Commissioning underway.
DWR Agreement: 4600013559	Prop 68 Groundwater Indio Sub Basin Plan Update Fund: 550 / 552 Project: GR1916	-	500,000	-	Completed 03-25-2022
DWR Agreement: 4600013560	Prop 68 Groundwater Mission Creek Sub Basin Plan Update Fund: 551 Project: GR1916	-	500,000	-	Completed 03-25-2022
USDA Agreement: 04-033-****0827	St. Anthony Sewer Project Fund: 580 Project: GR0016 / GR1811	-	2,504,290	-	Completed 9-20-2021
<b>Completed</b>		<b>1,488,573</b>	<b>16,381,495</b>	<b>71,803,922</b>	
<b>Total</b>		<b>81,910,385</b>	<b>232,417,856</b>	<b>352,882,076</b>	

Treasurer's Report  
CASH AND INVESTMENTS  
November 30 , 2024

Liquidity Funds <sup>1</sup>	\$ 72,885,567	
Investment Portfolio	503,015,935	
Restricted Funds Held with Trustee	40,494,713	
<b>Total Cash and Investments</b>	<b>\$ 616,396,215</b>	

**RESTRICTED:**

Domestic - Note Series 2022	\$ 2,744,533	0.4%
East Replenishment - COP Series 2021	40,960	0.0%
Stormwater - COP Series 2022	3,955	0.0%
State Water Project <sup>2</sup>	63,000,500	10.2%
Water System Developer Fees	39,516,577	6.4%
Sanitation Capacity Developer Fees	31,680,240	5.1%
Contractor Deposit Fund	5,207,536	0.8%
OPEB Trust Fund	37,705,266	6.1%
Assessment District & Community Facilities District	11,941,120	1.9%
<b>Total Restricted Funds</b>	<b>\$ 191,840,685</b>	<b>31.1%</b>

**UNRESTRICTED:****Enterprise Funds:**

Domestic Water	\$ 46,585,755	7.6%
Canal Water	90,283,754	14.6%
Sanitation	72,340,573	11.7%
Stormwater	134,616,995	21.8%
Groundwater Replenishment - West	45,636,548	7.4%
Groundwater Replenishment - Mission Creek	4,257,361	0.7%
Groundwater Replenishment - East	25,965,164	4.2%
<b>Total Enterprise Funds</b>	<b>\$ 419,686,149</b>	<b>68.1%</b>

**Internal Service Funds:**

Motorpool	\$ 1,813,951	0.3%
Workers' Compensation Self-Insurance	2,865,948	0.5%
Dental Self Insurance	189,481	0.0%
<b>Total Internal Service Fund</b>	<b>\$ 4,869,380</b>	<b>0.8%</b>

<b>Total Unrestricted Funds</b>	<b>\$ 424,555,530</b>	<b>68.9%</b>
---------------------------------	-----------------------	--------------

<b>Total Cash and Investments by Fund<sup>3</sup></b>	<b>\$ 616,396,215</b>	<b>100.0%</b>
-------------------------------------------------------	-----------------------	---------------

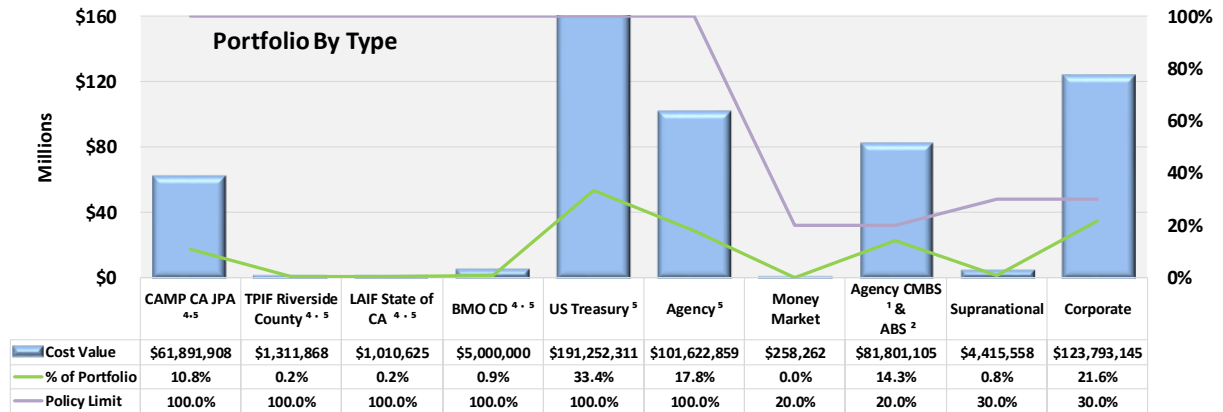
<sup>1</sup> Includes funds held in operating accounts as well as short-term investments with Riverside County Treasury Pooled Investment Funds (TPIF), California Asset Management Program (CAMP), BMO Harris Bank CD (BMOCD) and Local Agency Investment Funds (LAIF).

<sup>2</sup> The State Water Project (SWP) expenses are funded primarily through property tax levy. The property taxes are derived from the \$0.11 levy for SWP water and delivery costs. The District receives the bulk of these tax payments in December and May.

<sup>3</sup> Numbers are unaudited, and may not reflect unposted balances which are subject to change.

The total cost value of all cash and investments for the month ended November 30, 2024, is \$616,396,215. The charts below show the District's investment portfolio and funds invested into the CA Asset Management Program (CAMP), County of Riverside Treasurer Pooled Investment Fund (TPIF) and Local Agency Investment Fund (LAID). The charts do not include cash on hand or restricted funds held by trustees.

Chandler Asset Management, Inc. manages the District's portfolio under the direction of the Director of Finance.



<sup>1</sup> AGENCY COLLATERALIZED MORTGAGE BACKED SECURITIES

<sup>2</sup> ASSET BACKED SECURITIES; Agency CMBS & ABS combined have 20% policy limit

<sup>3</sup> NEGOTIABLE CERTIFICATE OF DEPOSIT

<sup>4</sup> CA ASSET MANAGEMENT PROGRAM (CAMP), TREASURER POOLED INVESTMENT FUND (TPIF), BMO HARRIS BANK CD (BMOCD) & LOCAL AGENCY INVESTMENT FUND (LAIF), are not part of the District's investment portfolio with Chandler Asset Management.

<sup>5</sup> TPIF, CAMP, LAIF, US TREASURY, BMO HARRIS BANK CD & AGENCY INVESTMENTS HAVE NO POLICY LIMITS



<sup>1</sup> Liquidity Funds Include CA ASSET MANAGEMENT PROGRAM (CAMP), TREASURER POOLED INVESTMENT FUND (TPIF), BMO Harris Bank CD (BMOCD) & LOCAL AGENCY INVESTMENT FUND (LAIF) and provide next day availability.

## General Manager's Report

December 2024

Security Type	CUSIP	Issuer	S&P Rating	Purchase YTM	Purchase Date	Coupon	Maturity Date	Original Par	Original Cost	Book Value	Market Value	Accrued Balance
Liquidity Funds	90CAMP\$00	California Asset Mgmt Program	AAA	Various	Various	5.50	11/30/2024	41,891,907.74	41,891,907.74	41,891,907.74		
Liquidity Funds	90CAMP\$00	California Asset Mgmt Program - Term	AAA	Various	Various	5.25	11/30/2024	20,000,000.00	20,000,000.00	20,000,000.00		
Liquidity Funds	99RVRP\$0	Riverside County	NR	Various	Various	4.26	11/30/2024	1,311,868.36	1,311,868.36	1,311,868.36		
Liquidity Funds	90LAIF\$00	Local Agency Investment Fund	NR	Various	Various	4.12	11/30/2024	1,010,625.40	1,010,625.40	1,010,625.40		
Liquidity Funds	90BMOCD\$00	BMO Harris Bank CD	NR	Various	Various	3.97	11/30/2024	2,500,000.00	2,500,000.00	2,500,000.00		
Liquidity Funds	90BMOCD\$00	BMO Harris Bank CD	NR	Various	Various	3.43	11/30/2024	2,500,000.00	2,500,000.00	2,500,000.00		
<b>Liquidity Funds Total</b>								<b>69,214,401.50</b>	<b>69,214,401.50</b>	<b>69,214,401.50</b>	<b>-</b>	<b>-</b>
Money Market Fund	31846V\$42	U.S. Bancorp	AAAm	4.51	11/15/2024	4.50	11/30/2024	258,261.70	258,261.70	258,261.70	258,261.70	-
<b>Money Market Fund Total</b>								<b>258,261.70</b>	<b>258,261.70</b>	<b>258,261.70</b>	<b>258,261.70</b>	<b>-</b>
US Treasury	912828Z52	United States	AA+	0.38	2/16/2021	1.38	1/31/2025	5,000,000.00	5,196,093.75	5,008,295.23	4,975,000.00	22,978.94
US Treasury	912828ZC7	United States	AA+	1.43	1/31/2022	1.13	2/28/2025	5,000,000.00	4,954,492.19	4,996,396.62	4,959,619.15	14,295.58
US Treasury	912828ZF0	United States	AA+	0.63	---	0.50	3/31/2025	6,500,000.00	6,465,109.38	6,497,151.67	6,417,480.49	5,535.71
US Treasury	912828ZL7	United States	AA+	0.34	2/2/2021	0.38	4/30/2025	7,500,000.00	7,511,425.78	7,501,107.86	7,376,542.95	2,408.49
US Treasury	912828ZT0	United States	AA+	1.03	12/2/2021	0.25	5/31/2025	6,750,000.00	6,569,648.44	6,724,397.15	6,612,943.34	46.36
US Treasury	912828ZW3	United States	AA+	2.38	3/22/2022	0.25	6/30/2025	5,000,000.00	4,662,500.00	4,940,407.95	4,882,910.15	5,230.98
US Treasury	91282CAB7	United States	AA+	4.47	11/26/2024	0.25	7/31/2025	5,000,000.00	4,860,742.19	4,863,006.54	4,865,039.05	4,177.99
US Treasury	912828K74	United States	AA+	2.95	4/21/2022	2.00	8/15/2025	4,500,000.00	4,364,648.44	4,471,275.52	4,424,414.04	26,413.04
US Treasury	9128285C0	United States	AA+	3.07	7/7/2022	3.00	9/30/2025	8,000,000.00	7,982,812.50	7,995,586.60	7,911,312.48	40,879.12
US Treasury	9128285J5	United States	AA+	3.05	6/9/2022	3.00	10/31/2025	5,000,000.00	4,992,382.81	4,997,946.62	4,938,593.75	12,845.30
US Treasury	912828M56	United States	AA+	2.96	7/6/2022	2.25	11/15/2025	8,000,000.00	7,819,375.00	7,948,624.19	7,841,562.48	7,955.80
US Treasury	9128285T3	United States	AA+	3.12	7/8/2022	2.63	12/31/2025	7,500,000.00	7,378,710.94	7,462,246.51	7,365,527.33	82,387.91
US Treasury	9128286A3	United States	AA+	3.33	8/25/2022	2.63	1/31/2026	7,000,000.00	6,840,312.50	6,945,752.09	6,866,562.50	61,416.44
US Treasury	9128286I9	United States	AA+	3.20	8/17/2022	2.25	3/31/2026	5,800,000.00	5,612,406.25	5,731,125.69	5,649,109.40	22,228.02
US Treasury	91282CHB0	United States	AA+	4.59	3/26/2024	3.63	5/15/2026	5,000,000.00	4,902,539.06	4,933,691.53	4,955,664.05	8,011.05
US Treasury	91282CHH7	United States	AA+	4.34	2/8/2024	4.13	6/15/2026	8,000,000.00	7,961,250.00	7,974,633.90	7,984,375.04	152,377.05
US Treasury	91282CHM6	United States	AA+	4.59	3/14/2024	4.50	7/15/2026	7,500,000.00	7,484,179.69	7,489,026.05	7,529,589.83	127,479.62
US Treasury	912828YD6	United States	AA+	4.66	6/21/2024	1.38	8/31/2026	7,500,000.00	6,993,457.03	7,095,019.53	7,144,042.95	26,208.56
US Treasury	91282CJC6	United States	AA+	4.53	2/27/2024	4.63	10/15/2026	5,000,000.00	5,010,937.50	5,007,781.58	5,036,914.05	29,859.20
US Treasury	91282CEF4	United States	AA+	4.01	11/28/2022	2.50	3/31/2027	4,000,000.00	3,761,562.50	3,871,888.83	3,855,312.48	17,032.97
US Treasury	91282CEW7	United States	AA+	4.01	10/5/2022	3.25	6/30/2027	8,000,000.00	7,740,937.50	7,858,433.33	7,829,687.52	108,804.35
US Treasury	91282CFH9	United States	AA+	3.92	2/9/2023	3.13	8/31/2027	7,750,000.00	7,496,005.86	7,596,809.31	7,548,681.66	61,550.41
US Treasury	9128283F5	United States	AA+	4.34	7/10/2023	2.25	11/15/2027	8,000,000.00	7,345,312.50	7,555,158.81	7,586,562.48	7,955.80
US Treasury	91282CGC9	United States	AA+	3.89	10/17/2024	3.88	12/31/2027	9,000,000.00	8,995,781.25	8,995,940.04	8,938,476.54	145,944.29
US Treasury	9128283W8	United States	AA+	3.50	9/27/2024	2.75	2/15/2028	5,000,000.00	4,881,054.69	4,887,035.72	4,796,289.05	40,353.26
US Treasury	91282CE56	United States	AA+	3.53	9/26/2024	2.75	5/31/2029	7,500,000.00	7,250,683.59	7,260,177.19	7,085,156.25	566.62
US Treasury	91282CLC3	United States	AA+	4.30	11/5/2024	4.00	7/31/2029	6,000,000.00	5,948,671.88	5,949,414.47	5,974,687.50	80,217.39
US Treasury	91282CF73	United States	AA+	4.33	12/8/2023	4.00	10/31/2029	4,000,000.00	3,938,750.00	3,948,887.15	3,982,500.00	13,701.66
US Treasury	91282CGQ8	United States	AA+	4.42	9/7/2023	4.00	2/28/2030	6,500,000.00	6,348,417.97	6,377,260.22	6,466,738.27	66,077.35
US Treasury	91282CHR5	United States	AA+	4.15	8/11/2023	4.00	7/31/2030	4,000,000.00	3,963,593.75	3,970,370.67	3,976,562.48	53,478.26
US Treasury	91282CHZ7	United States	AA+	4.57	9/29/2023	4.63	9/30/2030	6,000,000.00	6,018,515.63	6,015,428.48	6,154,453.14	47,266.48
<b>US Treasury Total</b>								<b>195,300,000.00</b>	<b>191,252,310.57</b>	<b>192,870,277.04</b>	<b>191,932,310.39</b>	<b>1,295,684.03</b>
Agency	3130AQF40	Federal Home Loan Banks	AA+	1.03	12/21/2021	1.00	12/20/2024	5,000,000.00	4,995,600.00	4,999,923.58	4,990,971.45	22,361.11
Agency	3133ENKS8	Farm Credit System	AA+	1.20	1/6/2022	1.13	1/6/2025	2,780,000.00	2,773,745.00	2,779,793.60	2,770,562.43	12,596.88
Agency	3133ENPG9	Farm Credit System	AA+	1.84	2/10/2022	1.75	2/14/2025	5,120,000.00	5,106,329.60	5,119,063.67	5,091,424.67	26,631.11
Agency	3133EPW68	Farm Credit System	AA+	4.39	1/25/2024	4.13	1/22/2026	5,000,000.00	4,975,450.00	4,985,918.36	4,989,609.25	73,906.25
Agency	3130B0ZP7	Federal Home Loan Banks	AA+	4.85	6/21/2024	4.88	3/13/2026	5,000,000.00	5,002,250.00	5,001,675.84	5,033,523.00	52,812.50
Agency	3133ERDZ1	Farm Credit System	AA+	4.87	5/20/2024	4.75	5/8/2026	5,000,000.00	4,988,450.00	4,991,575.10	5,033,009.55	15,173.61
Agency	3130B2PJ8	Federal Home Loan Banks	AA+	3.70	9/12/2024	3.63	9/4/2026	7,000,000.00	6,990,690.00	6,991,710.10	6,940,610.67	54,979.17
Agency	3130AXCP1	Federal Home Loan Banks	AA+	4.55	12/11/2023	4.88	9/11/2026	5,000,000.00	5,041,860.00	5,027,058.90	5,052,241.05	54,166.67
Agency	3130AXU63	Federal Home Loan Banks	AA+	4.16	1/17/2024	4.63	11/17/2026	8,000,000.00	8,098,400.00	8,068,137.72	8,080,457.12	14,388.89
Agency	3130AXQL5	Federal Home Loan Banks	AA+	4.04	10/10/2024	4.88	12/11/2026	4,895,000.00	4,978,635.97	4,973,243.51	4,961,635.19	112,686.98
Agency	3133ERFJ5	Farm Credit System	AA+	4.69	5/20/2024	4.50	5/20/2027	5,000,000.00	4,974,150.00	4,978,734.00	5,033,525.60	6,875.00
Agency	3133ERMB4	Farm Credit System	AA+	4.32	7/23/2024	4.25	7/23/2027	5,000,000.00	4,990,650.00	4,991,761.06	5,005,339.30	75,555.56
Agency	3133EPH81	Farm Credit System	AA+	4.41	12/8/2023	4.50	10/4/2027	8,000,000.00	8,024,000.00	8,017,866.48	8,063,332.00	57,000.00
Agency	3133EPC60	Farm Credit System	AA+	4.65	11/17/2023	4.63	11/15/2027	5,000,000.00	4,995,650.00	4,996,776.34	5,061,876.30	10,277.78
Agency	3130ATS57	Federal Home Loan Banks	AA+	4.01	3/22/2023	4.50	3/10/2028	7,500,000.00	7,662,375.00	7,607,025.99	7,589,355.38	75,937.50
Agency	3133EPGW9	Farm Credit System	AA+	3.77	4/27/2023	3.88	4/25/2028	2,655,000.00	2,668,168.80	2,663,959.69	2,628,658.18	10,288.13
Agency	3130AWC24	Federal Home Loan Banks	AA+	4.04	6/28/2023	4.00	6/9/2028	8,000,000.00	7,984,480.00	7,988,948.66	7,954,660.16	152,888.89
Agency	3130AWTR1	Federal Home Loan Banks	AA+	4.76	9/27/2023	4.38	9/8/2028	7,500,000.00	7,371,975.00	7,402,440.27	7,557,301.43	75,651.04
<b>Agency Total</b>								<b>101,450,000.00</b>	<b>101,622,859.37</b>	<b>101,585,612.89</b>	<b>101,838,092.72</b>	<b>904,177.05</b>

## General Manager's Report

December 2024

Security Type	CUSIP	Issuer	S&P Rating	Purchase YTM	Purchase Date	Coupon	Maturity Date	Original Par	Original Cost	Book Value	Market Value	Accrued Balance
ABS	02582JUT8	American Express Credit Master Trust	AAA	3.42	5/17/2022	3.39	5/15/2025	3,480,000.00	3,479,230.22	3,479,831.42	3,460,506.78	5,243.20
ABS	43815GAC3	Honda Auto Receivables Owner Trust	NA	0.89	11/16/2021	0.88	1/21/2026	1,225,000.00	237,175.67	237,213.38	234,922.69	57.99
ABS	47789QAC4	John Deere Owner Trust	NA	0.52	7/13/2021	0.52	3/16/2026	1,540,000.00	234,033.84	234,049.66	232,271.04	54.09
ABS	43815PAC3	Honda Auto Receivables Owner Trust	AAA	3.76	8/15/2022	3.73	7/20/2026	1,450,000.00	835,300.55	835,330.10	831,684.24	1,125.17
ABS	05602RAD3	BMW Vehicle Owner Trust	AAA	3.23	5/10/2022	3.21	8/25/2026	1,340,000.00	499,347.13	499,363.26	496,594.89	267.16
ABS	47787JAC2	John Deere Owner Trust	NA	2.34	3/10/2022	0.36	9/15/2026	1,575,000.00	523,856.07	523,928.76	518,918.84	540.27
ABS	362554AC1	GM Financial Securitized Term	AAA	0.68	10/13/2021	0.68	9/16/2026	930,000.00	228,977.55	228,981.56	226,408.56	64.88
ABS	380146AC4	GM Financial Securitized Term	AAA	1.27	1/11/2022	1.26	11/16/2026	790,000.00	246,030.29	246,043.96	243,388.75	129.18
ABS	47800AAC4	John Deere Owner Trust	NA	3.77	7/12/2022	3.74	2/16/2027	1,875,000.00	1,216,393.47	1,216,455.29	1,209,045.14	2,022.11
ABS	448988AD7	Hyundai Auto Lease Securitization Tr	AAA	5.03	1/17/2024	5.02	3/15/2027	1,690,000.00	1,689,679.75	1,689,766.94	1,698,086.99	3,770.58
ABS	36269FAD8	GM Financial Automobile Leasing Trus	AAA	5.09	2/8/2024	5.09	3/22/2027	1,615,000.00	1,614,798.13	1,614,849.89	1,624,978.92	2,511.77
ABS	05611UAD5	BMW Vehicle Lease Trust	AAA	5.40	6/20/2024	4.98	3/25/2027	3,000,000.00	2,984,062.50	2,986,642.25	3,016,577.70	2,490.00
ABS	36265WAD5	GM Financial Securitized Term	NA	3.93	7/6/2022	3.64	4/16/2027	1,260,000.00	822,417.65	822,420.92	818,143.19	1,247.34
ABS	891943AD4	Toyota Lease Owner Trust 2024-B	NA	4.25	9/10/2024	4.21	9/20/2027	1,615,000.00	1,614,811.05	1,614,823.96	1,608,236.38	2,077.52
ABS	58770JAD6	Mercedes-Benz Auto Lease Trust	NA	5.73	5/17/2024	5.32	1/18/2028	1,270,000.00	1,269,851.41	1,269,872.78	1,286,349.09	3,002.84
ABS	58769GAD5	Mercedes-Benz Auto Lease Trust 2024-	AAA	4.24	9/17/2024	4.23	2/15/2028	2,000,000.00	1,999,663.40	1,999,681.62	1,990,505.20	3,760.00
ABS	437918AC9	Honda Auto Receivables Owner Trust	AAA	5.27	2/13/2024	5.21	8/15/2028	4,435,000.00	4,434,807.08	4,434,840.55	4,481,579.92	10,269.49
ABS	89238DAD0	Toyota Auto Receivables Owner Trust	AAA	4.89	1/23/2024	4.83	10/16/2028	2,475,000.00	2,474,504.75	2,474,592.81	2,486,894.36	5,313.00
ABS	47800RAD5	John Deere Owner Trust	NA	5.27	---	4.96	11/15/2028	2,210,000.00	2,199,932.24	2,201,279.40	2,230,099.73	4,871.82
ABS	36268GAD7	GM Financial Securitized Term	NA	4.90	1/23/2024	4.85	12/18/2028	2,250,000.00	2,249,824.23	2,249,854.79	2,263,262.85	4,546.88
ABS	161571HV9	Chase Issuance Trust	AAA	4.61	1/24/2024	4.60	1/16/2029	5,140,000.00	5,139,217.18	5,139,348.95	5,161,281.66	10,508.44
ABS	448973AD9	Hyundai Auto Receivables Trust	AAA	5.10	4/4/2024	4.99	2/15/2029	2,000,000.00	1,997,031.25	1,997,427.86	2,015,891.40	4,435.56
ABS	096919AD7	BMW Vehicle Owner Trust	AAA	5.24	6/4/2024	5.18	2/26/2029	2,165,000.00	2,164,671.14	2,164,704.20	2,193,159.94	1,869.12
ABS	02582JKH2	American Express Credit Master Trust	AAA	5.30	4/16/2024	5.23	4/16/2029	3,070,000.00	3,069,370.65	3,069,447.46	3,125,497.00	7,136.04
ABS	05522RDJ4	Bank of America Credit Card Trust	AAA	4.93	6/6/2024	4.93	5/15/2029	2,445,000.00	2,444,862.84	2,444,876.35	2,473,791.34	5,357.27
ABS Total								52,845,000.00	45,669,850.06	45,675,628.11	45,928,076.60	82,671.72
Agency CMBS	3137BFXT3	FHLMC	AA+	3.32	7/7/2022	2.67	12/25/2024	3,000,000.00	238,836.26	242,800.74	241,993.43	540.23
Agency CMBS	3137BM7C4	FHLMC	AA+	2.99	5/16/2022	3.31	9/25/2025	3,000,000.00	2,930,048.25	2,912,603.62	2,875,452.68	8,014.86
Agency CMBS	3137BN6G4	FHLMC	AA+	3.67	8/24/2022	3.00	12/25/2025	1,000,000.00	978,359.38	993,346.93	985,260.80	2,495.83
Agency CMBS	3137BSP72	FHLMC	AA+	4.11	1/31/2023	2.65	8/25/2026	2,500,000.00	2,379,101.56	2,442,348.04	2,423,443.50	5,527.08
Agency CMBS	3137BTUM1	FHLMC	AA+	4.22	12/2/2022	3.35	11/25/2026	4,000,000.00	3,785,842.19	3,848,135.78	3,819,254.58	10,900.85
Agency CMBS	3137BVZ82	FHLMC	AA+	4.27	12/5/2022	3.43	1/25/2027	4,000,000.00	3,872,656.25	3,934,681.35	3,915,525.20	11,433.33
Agency CMBS	3137F2LJ3	FHLMC	AA+	4.55	11/20/2024	3.12	6/25/2027	5,000,000.00	4,828,710.94	4,829,830.48	4,841,331.50	12,987.50
Agency CMBS	3137FBU79	FHLMC	AAA	4.41	6/9/2023	3.19	9/25/2027	5,000,000.00	4,733,625.76	4,814,511.01	4,807,640.17	13,188.92
Agency CMBS	3137F4D41	FHLMC	AA+	4.73	7/25/2023	3.60	1/25/2028	2,042,980.00	1,949,848.84	1,978,168.08	1,991,625.82	6,128.94
Agency CMBS	3137FETN0	FHLMC	AA+	4.27	5/24/2023	3.35	1/25/2028	6,045,000.00	5,809,811.72	5,887,085.87	5,852,565.28	16,875.63
Agency CMBS	3137H5YCS	FHLMC	AA+	4.16	8/22/2024	2.26	1/25/2029	5,000,000.00	4,624,414.06	4,647,119.51	4,590,855.50	9,416.67
Agency CMBS Total								40,587,980.00	36,131,255.21	36,530,631.41	36,344,948.45	97,509.85
Supranational	45950KDF4	International Finance Corporation	AAA	4.49	11/29/2023	4.38	1/15/2027	4,430,000.00	4,415,558.20	4,420,147.54	4,441,001.37	73,234.79
Supranational Total								4,430,000.00	4,415,558.20	4,420,147.54	4,441,001.37	73,234.79

## General Manager's Report

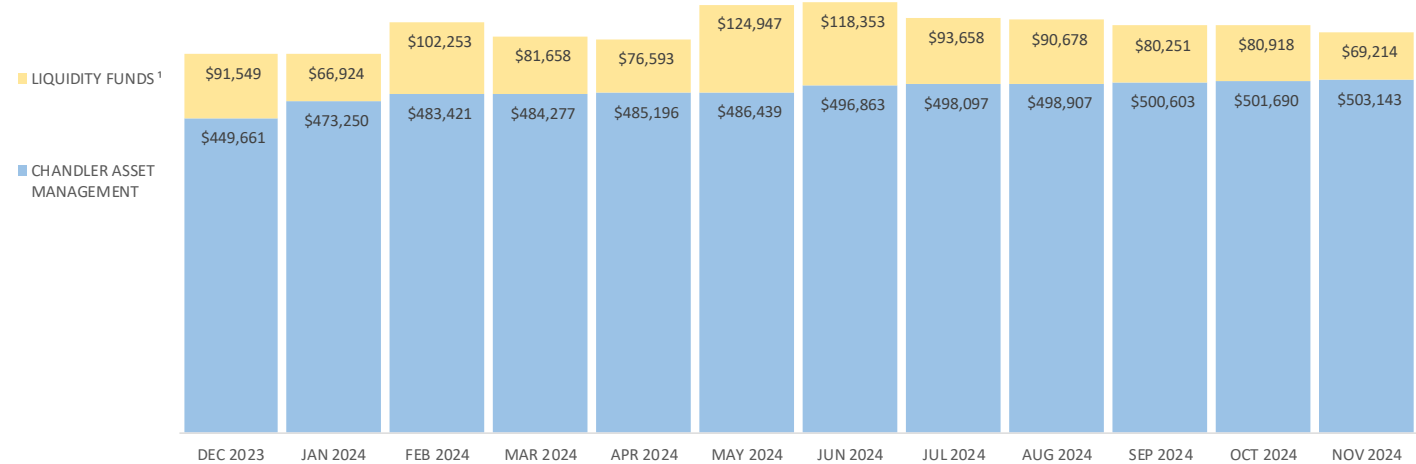
December 2024

Security Type	CUSIP	Issuer	S&P Rating	Purchase YTM	Purchase Date	Coupon Rate	Maturity Date	Original Par	Original Cost	Book Value	Market Value	Accrued Balance
Corporate	74153WCQ0	Pricoa Global Funding I	AA-	1.18	12/1/2021	1.15	12/6/2024	2,360,000.00	2,357,569.20	2,359,988.89	2,359,012.86	13,193.06
Corporate	24422EVY2	Deere & Company	A	1.27	1/4/2022	1.25	1/10/2025	820,000.00	819,614.60	819,985.93	816,734.73	4,014.58
Corporate	89236TJ3	Toyota Motor Corporation	A+	1.50	1/10/2022	1.45	1/13/2025	3,250,000.00	3,245,645.00	3,249,829.14	3,237,506.55	18,064.58
Corporate	64952WEK5	New York Life Insurance Company	AA+	1.49	1/11/2022	1.45	1/14/2025	4,485,000.00	4,480,156.20	4,484,805.54	4,466,740.17	24,748.48
Corporate	637432ND3	National Rural Utilities Cooperative	A-	2.98	3/31/2022	2.85	1/27/2025	3,000,000.00	2,989,320.00	2,999,408.40	2,990,514.93	29,450.00
Corporate	24422EWB1	Deere & Company	A	2.14	3/2/2022	2.13	3/7/2025	955,000.00	954,589.35	954,964.03	948,593.63	4,735.21
Corporate	59217GEW5	Metropolitan Life Global Funding I	AA-	2.83	3/14/2022	2.80	3/21/2025	645,000.00	644,425.95	644,942.39	641,434.60	3,511.67
Corporate	69371RR73	PACCAR Inc	A+	2.86	3/31/2022	2.85	4/7/2025	2,985,000.00	2,984,223.90	2,984,910.07	2,965,805.70	12,760.88
Corporate	66815LJ7	Northwestern Mutual Global Funding	AA+	3.82	7/7/2022	4.00	7/1/2025	4,000,000.00	4,019,800.00	4,003,865.19	3,987,512.32	66,666.67
Corporate	26442UAA2	Duke Energy Corporation	A	3.31	4/28/2022	3.25	8/15/2025	3,000,000.00	2,994,150.00	2,998,751.29	2,970,631.05	28,708.33
Corporate	931142EW9	Walmart Inc.	AA	4.02	---	3.90	9/9/2025	4,140,000.00	4,125,402.00	4,136,224.40	4,123,755.96	36,777.00
Corporate	91324PEN8	UnitedHealth Group Incorporated	A+	5.15	10/25/2022	5.15	10/15/2025	565,000.00	564,949.15	564,985.07	567,872.45	3,718.01
Corporate	023135CN4	Amazon.com, Inc.	AA	4.60	11/29/2022	4.60	12/1/2025	2,855,000.00	2,854,828.70	2,854,942.95	2,861,595.82	65,665.00
Corporate	857477BR3	State Street Corporation	A	1.75	2/2/2022	1.75	2/6/2026	1,240,000.00	1,240,000.00	1,240,000.00	1,232,248.40	6,916.10
Corporate	037833BY5	Apple Inc.	AA+	4.78	2/21/2023	3.25	2/23/2026	3,000,000.00	2,872,800.00	2,947,889.78	2,961,030.21	26,541.67
Corporate	63743HFH0	National Rural Utilities Cooperative	A-	4.97	2/14/2023	4.45	3/13/2026	2,000,000.00	1,970,320.00	1,987,635.54	1,995,307.88	19,283.33
Corporate	57629W6F2	Massachusetts Mutual Life Insurance	AA+	4.52	4/4/2023	4.50	4/10/2026	2,050,000.00	2,048,585.50	2,049,359.98	2,050,035.49	13,068.75
Corporate	46647PCZ7	JPMorgan Chase & Co.	A	4.08	4/19/2022	4.08	4/26/2026	3,000,000.00	3,000,000.00	3,000,000.00	2,989,400.34	11,900.00
Corporate	00440EAV9	Chubb Limited	A	4.68	12/26/2023	3.35	5/3/2026	2,500,000.00	2,426,750.00	2,455,725.20	2,461,140.73	6,513.89
Corporate	341081GR2	NextEra Energy, Inc.	A	4.75	5/23/2023	4.45	5/15/2026	1,500,000.00	1,487,610.00	1,493,953.31	1,502,448.81	2,966.67
Corporate	61747YET8	Morgan Stanley	A-	4.68	7/18/2022	4.68	7/17/2026	1,355,000.00	1,355,000.00	1,355,000.00	1,353,259.46	23,599.06
Corporate	69371RS56	PACCAR Inc	A+	5.07	8/3/2023	5.05	8/10/2026	1,650,000.00	1,649,175.00	1,649,535.56	1,666,174.92	25,691.88
Corporate	61690U7W4	Morgan Stanley	A+	5.88	10/30/2023	5.88	10/30/2026	2,095,000.00	2,095,000.00	2,095,000.00	2,144,189.05	10,611.29
Corporate	438516BL9	Honeywell International Inc.	A	4.23	1/27/2023	2.50	11/1/2026	4,000,000.00	3,761,560.00	3,878,169.34	3,863,522.72	8,333.33
Corporate	24422EXF1	Deere & Company	A	4.51	1/10/2024	4.50	1/8/2027	4,000,000.00	3,998,520.00	3,998,955.29	4,016,507.08	71,500.00
Corporate	78016HZT0	Royal Bank of Canada	A	4.88	1/10/2024	4.88	1/19/2027	4,175,956.25	4,173,956.25	4,174,258.14	4,209,168.16	74,628.13
Corporate	17275R8Q4	Cisco Systems, Inc.	AA-	4.81	---	4.80	2/26/2027	5,000,000.00	4,998,063.20	4,998,552.85	5,046,888.40	63,333.33
Corporate	857477CL5	State Street Corporation	A	4.99	3/13/2024	4.99	3/18/2027	5,475,000.00	5,475,000.00	5,475,000.00	5,534,262.77	55,432.70
Corporate	40139LBF9	Guardian Life Global Funding	AA+	4.61	12/8/2022	3.25	3/29/2027	2,775,000.00	2,629,035.00	2,696,059.75	2,690,931.13	15,513.18
Corporate	89115A2W1	The Toronto-Dominion Bank	A-	4.98	3/26/2024	4.98	4/5/2027	5,200,000.00	5,200,000.00	5,200,000.00	5,240,462.50	40,282.67
Corporate	57629W4S6	Massachusetts Mutual Life Insurance	AA+	5.03	6/21/2024	5.10	4/9/2027	3,000,000.00	3,005,190.00	3,004,375.08	3,042,697.47	22,100.00
Corporate	665859AW4	Northern Trust Corporation	A+	3.85	7/13/2022	4.00	5/10/2027	3,000,000.00	3,018,870.00	3,009,397.89	2,970,714.12	7,000.00
Corporate	14913UAL4	Caterpillar Inc.	A	4.89	5/15/2024	5.00	5/14/2027	5,000,000.00	5,014,650.00	5,011,993.68	5,072,801.65	11,805.56
Corporate	74456QB54	Public Service Enterprise Group Inco	A	4.70	6/12/2023	3.00	5/15/2027	2,000,000.00	1,879,460.00	1,924,609.85	1,934,191.30	2,666.67
Corporate	437076DB5	The Home Depot, Inc.	A	4.94	---	4.88	6/25/2027	6,175,000.00	6,164,510.75	6,166,033.85	6,250,458.25	130,446.88
Corporate	09290DAH4	BlackRock, Inc.	AA-	4.56	---	4.60	7/26/2027	5,000,000.00	5,005,300.00	5,004,663.00	5,034,925.90	79,861.11
Corporate	69371RT30	PACCAR Inc	A+	4.50	8/1/2024	4.45	8/6/2027	3,830,000.00	3,824,906.10	3,825,450.38	3,841,278.20	54,444.51
Corporate	023135BC9	Amazon.com, Inc.	AA	4.90	6/26/2024	3.15	8/22/2027	2,000,000.00	1,898,920.00	1,912,707.63	1,941,242.76	17,325.00
Corporate	66815L2T5	Northwestern Mutual Global Funding	AA+	4.11	9/5/2024	4.11	9/12/2027	1,685,000.00	1,684,949.45	1,684,953.14	1,669,693.49	15,197.30
Corporate	89236TKJ3	Toyota Motor Corporation	A+	5.00	5/20/2024	4.55	9/20/2027	5,000,000.00	4,931,500.00	4,942,372.12	5,016,000.05	44,868.06
Corporate	341081GN1	NextEra Energy, Inc.	A+	4.69	6/7/2023	4.40	5/15/2028	4,000,000.00	3,948,840.00	3,964,199.36	3,991,959.48	7,822.22
Corporate Total								124,765,000.00	123,793,145.30	124,203,454.03	124,660,651.49	1,181,666.73
Grand Total								588,850,643.20	572,357,641.91	574,758,414.22	505,403,342.71	3,634,944.16

\* The Cash lines presented represent unsettled payables and receivables at month end which will be invested in the following month.




Investments Balance by Month  
As of November 30, 2024  
Amounts In Thousands




<sup>1</sup> Liquidity Funds Include CA ASSET MANAGEMENT PROGRAM (CAMP), TREASURER POOLED INVESTMENT FUND (TPIF), BMO Harris Bank CD (BMOCD) & LOCAL AGENCY INVESTMENT FUND (LAIF).

## Outstanding Debt by Type As of November 30, 2024

CVWD Debt Balance						
Debt Type	Debt Name	Fund	Original Balance	Current Balance <sup>1</sup>	Due within 1 Year	Due After 1 Year
Loans	SWRCB Loan - Hwy 86 <sup>2</sup>	Domestic	\$ 19,391,505	\$ -	\$ -	\$ -
	USBR Loan - Laterals Replacement	Canal	\$ 5,114,988	\$ 5,114,988	\$ -	\$ 5,114,988
	USBR Loan - Midcanal Reservoir	Canal	\$ 7,500,000	\$ 7,500,000	\$ -	\$ 7,500,000
	Letter of Credit	Stormwater/Domestic/Sanitation	\$ 9,744,000	\$ -	\$ -	\$ -
	WIFIA Loan	Stormwater	\$ 59,924,086	\$ 58,716,513	\$ 1,231,241	\$ 57,485,272
	SWRCB Loan - NPW 2017-18	Sanitation	\$ 16,492,209	\$ 16,492,209	\$ 498,163	\$ 15,994,046
	SWRCB Loan - NPW 2020-21	Sanitation	\$ 9,032,874	\$ 9,032,874	\$ -	\$ 9,032,874
Issued Bonded Debt	COP Series 2021A	East Replenishment	\$ 42,080,000	\$ 42,080,000	\$ -	\$ 42,080,000
	COP Series 2021B	East Replenishment	\$ 810,000	\$ 810,000	\$ -	\$ 810,000
	COP Series 2022A	Stormwater	\$ 53,340,000	\$ 51,090,000	\$ 1,215,000	\$ 49,875,000
	Note Series 2022A	Domestic	\$ 35,225,000	\$ 35,225,000	\$ 35,225,000	\$ -
<b>Total</b>			<b>\$ 258,654,662</b>	<b>\$ 226,061,584</b>	<b>\$ 38,169,404</b>	<b>\$ 187,892,180</b>

<sup>1</sup> Amounts may not change each month due to timing of debt payments<sup>2</sup> Loan balance was prepaid in full in November 2024

Outstanding Principal Balance<sup>1</sup> by Fund  
As of November 30, 2024



<sup>1</sup> Amounts may not change each month due to timing of debt payments

**OPEB TRUST**  
**Market and Cost Value Reconciliation**  
**As of November 30, 2024**

	Market Value	Cost Value
<b>Beginning Value</b>	<b>\$ 36,987,637</b>	<b>\$ 37,657,864</b>
<b>Receipts:</b>		
Employer Contribution	\$ -	\$ -
Expense Reimbursement Distribution	\$ -	\$ -
Income		
Interest	\$ 884	\$ 884
Dividends/Principal Income	\$ 56,049	\$ 56,049
Other Income	\$ -	\$ -
Net Changes in Accrued Income	(1,118)	(1,118)
<b>Total Income</b>	<b>\$ 55,815</b>	<b>\$ 55,815</b>
Realized Gain/Loss	\$ 7,864	\$ 7,864
Unrealized Gain/Loss	1,059,533	\$ -
<b>Total Receipts</b>	<b>\$ 1,123,212</b>	<b>\$ 63,680</b>
<b>Expenses:</b>		
Investment Management Fees	\$ (15,611)	\$ (15,611)
Administrative Expenses	(667)	(667)
<b>Total Expenses</b>	<b>\$ (16,277)</b>	<b>\$ (16,277)</b>
<b>Ending Value</b>	<b>\$ 38,094,572</b>	<b>\$ 37,705,266</b>

## PROCUREMENT

<u>CURRENT BIDS</u>		
<u>Solicitation No.</u>	<u>Description</u>	<u>Status</u>
<b>2024-58</b>	Waterworks Supplies	The RFP closed on December 11th, with a total of seven (7) bids received. CVWD evaluated the bids and elected to make split awards to the following five (5) suppliers: BPS Supply for \$2,284; Pacific Pipeline Supply for \$254,584; Ferguson for \$254,962; OC Winwater for \$254,962 and Western Waterworks for \$8,706. Total saving from issuing a consolidated waterworks RFB = \$106,161 from current pricing being paid.

<u>CONTRACT AWARDS</u>			
<u>Contract No.</u>	<u>Description</u>	<u>Vendor</u>	<u>Cost</u>
<b>N/A</b>	No Agreements were awarded during this period	N/A	N/A

<u>CONTRACT AMENDMENTS AND CHANGE ORDERS</u>		
<u>Amend No.</u>	<u>Company</u>	<u>Description</u>
<b>2</b>	Syrus Devers Advocacy	2-year ext. - State Lobbyist
<b>1</b>	Advanced Chemical Transport	Assignment Amendment – now ACT a subsidiary of Republic Services
<b>4</b>	Stradling Yocca Carlson & Rauth	1-year ext. – Bond & Tax Counsel
<b>2</b>	Vaughan's Industrial Repair	1-year ext. – WRP #7 Blower Maintenance
<b>4</b>	Keenan & Associates	1-year ext. – Employee Benefits Brokerage
<b>4</b>	Solenis LLC	1-year ext. – Emulsion Liquid Polymer
<b>1</b>	Cost Control Associates, Inc.	1-year ext. – Utility Bill Processing/Data Mgmt.
<b>2</b>	Univar Solutions USA. LLC	1-year ext. – Caustic Soda, Sulfuric Acid, SBS
<b>4</b>	B-81 Paving, Inc.	1-year ext. – On-Call Roadway/Hardscape Repair
<b>1</b>	GEI Consultants, Inc.	1-year ext. – Annual Maintenance, Monitoring, and Performance of CCLP Water Supply System

## HUMAN RESOURCES

The Human Resources Department provides administrative and operational human resources support to District employees, retirees, directors, and all eligible dependents by providing services in five core areas: human resources, benefits, risk management, safety, and claims.

There were 549.5 employees at the end of December with 0 new hire(s), 1 resignation(s), 0 termination(s), and 2 retirement(s). There are 570-budgeted positions.

For the month of November:

### Sick Hours

Hours of sick leave: \* 2,009.75 hrs., Sick leave FYTD 12,501.25 hrs.

### Overtime Hours

Hours of overtime: \*\* 3,836.25 hrs., Overtime FYTD 16,664.00 hrs.

\*Sick leave includes regular sick, FMLA sick, OJI sick and COVID-19 Supplemental sick leave.

\*\*Overtime includes regular and double time, call out pay and Holiday worked.

### Sick Leave Report by Fiscal Year through November 2024

<u>2021-2022 FYTD</u>	<u>2022-2023 FYTD</u>	<u>2023-2024 FYTD</u>	<u>2024-2025 FYTD</u>
\$657,775.68	\$759,421.69	\$591,766.63	\$596,023.01

### Overtime Report by Fiscal Year through November 2024

<u>2021-2022 FYTD</u>	<u>2022-2023 FYTD</u>	<u>2023-2024 FYTD</u>	<u>2024-2025 FYTD</u>
\$701,664.66	\$ 944,157.89	\$ 1,287,186.10	\$ 1,078,337.76

### Years of Service

- Daniel Martin, 20 Years, Conservation Program Specialist II
- Samuel Martinez Lopez, 20 Years, Canal Water Technician II

## Incident Reports

### **Tampering with Water Supply:**

(Appropriate fines applied)

3 Incidents

### **Stolen Facilities/Metal Reports:**

0 Backflows

**December 4, 2024 – Rancho Mirage** – Contractor struck an existing and abandoned sewer lateral while conducting site grading. They also covered a manhole in debris while attempting to save a dozer from rolling over, which then caused sewage to back up. Blockage was cleared without any hazardous issues.

**December 6, 2024 – Cathedral City** – An employee was traveling WB on the I-10 freeway when a vehicle traveling EB lanes rolled and hit the center divider launching debris on to the WB lanes. The debris hit the truck causing damage to the grill and radiator.

**December 10, 2024 – Palm Desert** – Staff responded to a heavy leak in Palm Desert on the customer's side. Customer wanted CVWD staff to make repairs stating leak was caused by fire fighters putting out a fire across the street, and became angry when staff explained CVWD could not do repairs on customer side.

**December 10, 2024 – Mecca** – Staff reported to a call of sewer spill caused by grease plug. The Spill was deemed a category 4 spill.

**December 13, 2024 – Mecca** – Staff reported to a call of sewer spill caused by grease plug. The Spill was deemed a category 4 spill.

**December 18, 2024 – Palm Desert** – Customer filed claim for a broken windshield, stating a CVWD truck changed lanes in front of her causing something to get picked up off the road and hit her windshield.

**December 31, 2024 – Palm Desert** – While doing site inspections, staff, found block had been knocked down at an owned vacant site on De Anza Ave and San Carlos way. Riverside County Sheriff confirmed there was an auto accident and police report is pending.

## Litigation

Conference with legal counsel – existing litigations

Pursuant to Government Code subdivision (a) of Section 54956.9

### I. **Attorneys – Best, Best, & Krieger**

1. GCUBE Insurance Services, Inc., and GCUBE Underwriting Limited, on behalf of Certain Underwriters subscribing to policy SO174591001 vs. Mamco Inc., Coachella Valley Water District, Riverside County Superior Court Case No. CVPS2105173
2. Sun City Shadow Hills Association v. Coachella Valley Water District; and DOES 1-20, inclusive., Riverside County Superior Court Case No. CVPS2204707
3. Michael Vance and Jamie Vance v. Coachella valley water district also known as Coachella valley water district public facilities corporation, a California nonprofit public benefit corporation; and DOES 1 through 100, inclusive – Superior Court of the State of Ca County of Riverside, Case No. CVPS2301674
4. Spanish Walk Community Association v. Desert Emerald, LLC; cross complaint filed against Coachella Valley Water District by Spanish Walk Community Association, Riverside County Superior Court Case No. CVRI2400152
5. Western National Builders, Inc v. Desert Emerald LLC; cross complaint filed against Coachella Valley Water District by Desert Emerald, LLC, Riverside County Superior Court Case No. CVRI2400152
6. Jason M. Laronde v. CVWD, a public entity., Riverside County Case No. CVPS2305720
7. Tynberg v. CVWD, Riverside County Superior County Case No. CVPS2404274
8. Toledo, et al. v. City of Cathedral City, et al., Riverside County Case No. CVRI2405559
9. Specialty Equipment and Service Co., LLC v. Mamco, Inc. a California corporation; Zurich American Insurance Company, a New York corporation; Coachella Valley Water District, a California county water district; and DOES 1 to 10 inclusive. Case No. 24PSCV03761.

### II. **Attorneys – Colantuono, Highsmith & Whatley, PC**

1. Randall C. Roberts, individually and as Trustee of the Roberts Family Trust Dated November 17, 2010, on Behalf of Himself and All Others Similarly Situated v. Coachella Valley Water District; County of Riverside; and DOES 1-25, inclusive, Riverside County Superior Court, Case No. RIC1825310
2. Randall C. Roberts, individually and as Trustee of the Roberts Family Trust Dated November 17, 2010, v. Coachella Valley Water District, et al. Riverside County Superior Court, Case No. PSC1904774 (Interfund Loan Validation Action)
3. Randall C Roberts, individually and as Trustee of the Roberts Family Trust dated November 17, 2010, v. Coachella Valley Water District, et al. Riverside County Superior Court Case No. PSC1905977 (06-25-2019 SWP Tax Validation Action)



4. Randall C Roberts, individually and as Trustee of the Roberts Family Trust dated November 17, 2010, v. Coachella Valley Water District, et al. Riverside County Superior Court Case No. RIC1904943 (Canal Rate Challenge)
5. Randall C Roberts, individually and as Trustee of the Roberts Family Trust dated November 17, 2010, v. Coachella Valley Water District, et al. Riverside County Superior Court Case No. RIC1905897 (RAC Challenge)
6. Randall C Roberts, individually and as Trustee of the Roberts Family Trust dated November 17, 2010, v. Coachella Valley Water District, et al. Riverside County Superior Court Case No. PSC2003606 (RAC Rate FY21 Validation)
7. Randall C Roberts, individually and as Trustee of the Roberts Family Trust dated November 17, 2010, v. Coachella Valley Water District, et al. Riverside County Superior Court Case No. PSC2003702 (SWP FY21 Validation)
8. Howard Jarvis Taxpayers Association v. Coachella Valley Water District, et al. Riverside County Superior Court Case No. CVPS2102910 (SWP FY22 Validation)
9. Howard Jarvis Taxpayers Association v. Coachella Valley Water District, et al. Riverside County Superior Court Case No. CVRI2103373 (RAC Rates FY22)
10. Howard Jarvis Taxpayers Association v. Coachella Valley Water District, et al. Riverside County Superior Court Case No. CVRI2203364 (SWP FY23 Validation)
11. Howard Jarvis Taxpayers Association v. Coachella Valley Water District, et al. Riverside County Superior Court Case No. CVRI2203038 (RAC Rates FY23)
12. Howard Jarvis Taxpayers Association v. Coachella Valley Water District, et al. Riverside County Superior Court Case No. CVRI2204484 (Canal Rates FY23)
13. Howard Jarvis Taxpayers Association v. Coachella Valley Water District, et al. Riverside County Superior Court Case No. CVRI2304703 (SWP FY24 Validation)
14. Howard Jarvis Taxpayers Association v. Coachella Valley Water District, et al. Riverside County Superior Court Case No. CVRI2304311 (RAC Rates FY24)
15. Howard Jarvis Taxpayers Association v. Coachella Valley Water District, et al. Riverside County Superior Court Case No. CVRI2305556 (Canal Rates FY24)
16. Howard Jarvis Taxpayers Association v. Coachella Valley Water District, et al. Riverside County Superior Court Case No. CVRI2305843 (Domestic Rates FY23)
17. Howard Jarvis Taxpayers Association v. Coachella Valley Water District, et al. Riverside County Superior Court Case No. CVRI2400524 (Domestic Rates FY22)
18. Howard Jarvis Taxpayers Association v. Coachella Valley Water District, et al. Riverside County Superior Court Case No. CVRI2305843 (Domestic Rates FY24)

### **III. Attorneys – Redwine & Sherrill**

1. Navajo Nation v. Secretary of the Interior, Federal District Court, Arizona (CV03507PCT-PGR)

2. Central Delta Water Agency, et al. v. Department of Water Resources, et al., Case No. 342010-80000561
3. Agua Caliente Band of Cahuilla Indians v. CVWD, et al., Case No. ED CV 13-00883 JGBSPX (Co-counsel O'Melveny & Myers)
4. Agua Caliente Band of Cahuilla Indians v. CVWD, et al., (R.A.C. Matter) Case No. 5:20-cv-00174 RGK (US District Court – Central District) (Co-counsel O'Melveny & Myers)
5. California DWR v. All Persons Interested (CA Water Fix Validation), Sacramento Superior Court, Case No. 34-2017-00215965-CL/MC-GDS
6. IID v. Metropolitan Water District (CEQA Dispute), Los Angeles Court Case No.: 19STCP01376

**IV. Attorneys – Hill Farrer & Burrill LLP**

1. Coachella Valley Water District v. Imperial Irrigation District, an Irrigation District Organized under California Law, and DOES 1 through 50, inclusive, Case No. CVPS2104335.

**V. Attorneys – Atkinson, Andelson, Loya, Ruud & Romo**

1. Steve Hodges v. Coachella Valley Water District, Case No. CVPS2400150

## Safety

### Workers' Compensation

12/19/2024 – An employee reported pain in their left shoulder after being rear ended while driving a district vehicle.

### Industrial Accident Leave Time

	<u>Hours Used</u>	<u>Number of Employees</u>	<u>Hours per Employee</u>
Lost time hours incurred for all injuries, December 2024	29	549.5	0.05
Lost time hours incurred for all injuries, December 2023	22.5	540.0	0.04
Year-to-date total for December 2024	182.5	549.5	0.33
Year-to-date total for December 2023	219.5	540.0	0.40

# INFORMATION SYSTEMS

## Information Systems

Technology is an integral part of CVWD's operations; therefore, it is paramount to focus on integrating and developing people, processes, and technology while improving efficiency and productivity. To accomplish these objectives and ensure high-quality service delivery, Information Systems is organized into three divisions: Business Applications (including Software Development and GIS), Desktop Support, and Network and Systems (including SCADA and Cybersecurity).

**Below, find a progress report on noteworthy activities, projects, and metrics:**

### Highlights:

1. The first readiness phase of the ERP UB project has been completed, and a progress report with key highlights has been shared with stakeholders.
2. The installation of the NEC UC700 Desktop client has been successfully completed, and an email with detailed instructions on its usage will be sent out shortly. Since this is an on-premises technology, it serves as a reliable backup communication solution in the event that Teams becomes unavailable.
3. Finalized the migration of SCADA servers to the new platform, ensuring the system is operational on upgraded physical servers.
4. The Outlook app is now the official email application for authorized personal devices (BYOD), ensuring full compatibility with CVWD's security protocols.
5. Staff worked with Procurement to issue a notice to proceed to NDI on three significant projects: The Generator Runtime Report, 22 ADR Site Programming, and the TOU/ADR Patch.
6. Hosted GIS Day, providing CVWD staff an opportunity to explore new initiatives and technologies, increasing familiarity with cutting-edge solutions in our workflow.
7. Successfully completed the Naviline Production end-of-year upgrade. Minor issues identified were resolved the following day.
8. The Development Team coordinated with ACOM support to update finance digital signatures, enhancing security measures.
9. The SCADA team collaborated with the Operations team, Enersponse (a company specializing in automated demand response services), and Southern California Edison (SCE) to troubleshoot and test connectivity with the Enersponse platform.

### Ongoing Initiatives/Activities:

1. A new cloud-based email archiving solution is replacing SourceOne to enhance audit capabilities, with deployment planning underway and a target start date in early March.

2. As we continue to migrate critical services to the cloud, such as the new ERP and billing systems, we are planning to deploy Starlink, a satellite internet service, as a backup to conventional internet. This will ensure uninterrupted connectivity during internet outages, which is vital for maintaining operations.
3. Collaborating with Engineering and Ops to review and refine the asset management and GIS process, ensuring it is efficient and aligned with operational goals.
4. The ERP implementation team will deliver monthly reports to keep everyone informed about progress, upcoming objectives, and milestones.
5. Staff is reviewing NaviLine's billing calculations to ensure accuracy and optimal performance as we transition to the new billing platform,
6. SpryPoint. This process involves analyzing billing data and methodologies to identify any discrepancies or areas for improvement.
7. Power BI is being adopted to manage NEXGEN data more effectively and to provide enhanced dashboards and metrics, streamlining analytics and improving reporting capabilities.
8. Initiated development of new PC images for Windows 11, with migration scheduled to commence in Q1 2025.
9. Planning to upgrade the Halon-based fire suppression system in CO. The current system will reach the end of life soon.
10. Several training sessions and informational meetings related to the ERP and UB systems are ongoing, with Organizational Change Management, led by Berry Dunn, remaining an active focus area.
11. Reminder: The iSeries and NaviLine data will remain accessible even after ERP implementation. Information Systems is planning to create a historical data archive, ensuring legacy data retrieval remains possible when necessary.

## Cybersecurity Notes:

### Internal Incidents of Interest

- A CVWD employee, that we reported had opened an attachment to a phishing email in October, reported another phishing email that made it through our email security technology. The email appears to be from the same threat actor that, again, is purporting to be from HR regarding the employee's benefits. This time, the threat actor used a different, intricate technique with the email, including using the CVWD logo.

### External Incidents of Interest

- [Intelligence and Cybersecurity Agencies Urge Use of Encrypted Communications](#)
  - CISA and the FBI have advised US citizens to avoid using plain text communication channels, recommending encrypted phone and messaging apps "prevent[ing] anyone -- including the app makers -- from accessing the communications of its users."

- The guidance serves to underscore the threat posed by Chinese state-sponsored threat actors who have compromised telecommunications networks.
- The Wall Street Journal ([article behind paywall](#)) has identified three more US telecommunications firms that fell victim (Charter Communications, Consolidated Communications, and Windstream), bringing the total to twelve.
- [Ransomware Attack a Factor in Stoli Subsidiaries' Bankruptcy Filing](#)
  - Stoli Group USA and Kentucky Owl (KO) recently filed for bankruptcy. Both organizations are subsidiaries of Stoli Group, which suffered a ransomware attack in August of this year.
  - According to the bankruptcy filing, "The attack caused substantial operational issues throughout all companies within the Stoli Group, including Stoli USA and KO, due to the Stoli Group's enterprise resource planning (ERP) system being disabled and most of the Stoli Group's internal processes (including accounting functions) being forced into a manual entry mode. These systems will be fully restored no earlier than in the first quarter of 2025."
- [State-Sponsored Threat Actors Used Compromised BeyondTrust Key to Access US Treasury Workstations](#)
  - The US Department of the Treasury informed legislators that "on December 8, 2024, Treasury was notified by a third-party software service provider, BeyondTrust, that a threat actor had gained access to a key used by the vendor to secure a cloud-based service used to remotely provide technical support for Treasury Departmental Offices (DO) end users.
  - With access to the stolen key, the threat actor was able override the service's security, remotely access certain Treasury DO user workstations, and access certain unclassified documents maintained by those users.

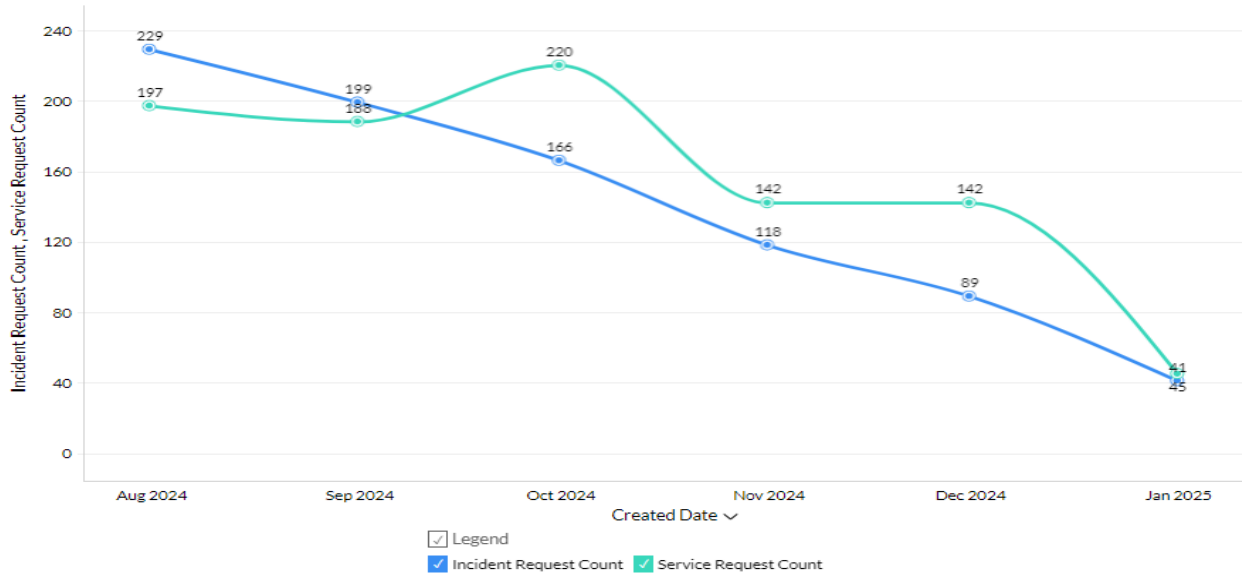
**Metrics: Please note that the issues listed below were resolved/investigated successfully.**

- Malware tickets
  - 3 false positive
- Phishing email tickets
  - 9 false positives
  - 3 true positive
  - 0 undermined
  - 719 phishing emails quarantined
- KnowBe4 Email Exposure Check
  - 1 CVWD email account of current employees found in a newly reported breach that contained passwords. Steps have been taken to address risk.

**Desktop Support Metrics:**

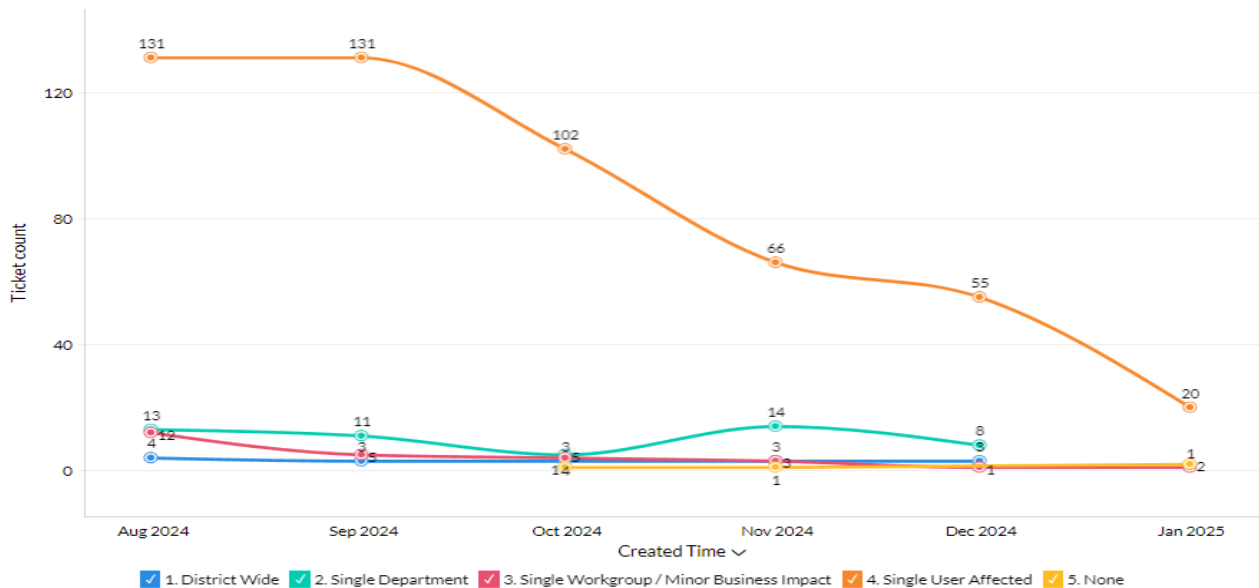
The graph below displays the total number of tickets, including both incidents and regular service requests, for the month of December. The overall ticket volume was very similar to November, which is typical for this time of year due to the holiday season. Additionally, no significant issues were reported.

Total Service and Incident Request Trend - Last 6 Months



The graph below shows the number of tickets received by Business Impact in December. The ticket count is usually lower during the holiday season, which is typical for this time of year. Staff are focused on end-of-year activities such as systems maintenance and inventory management.

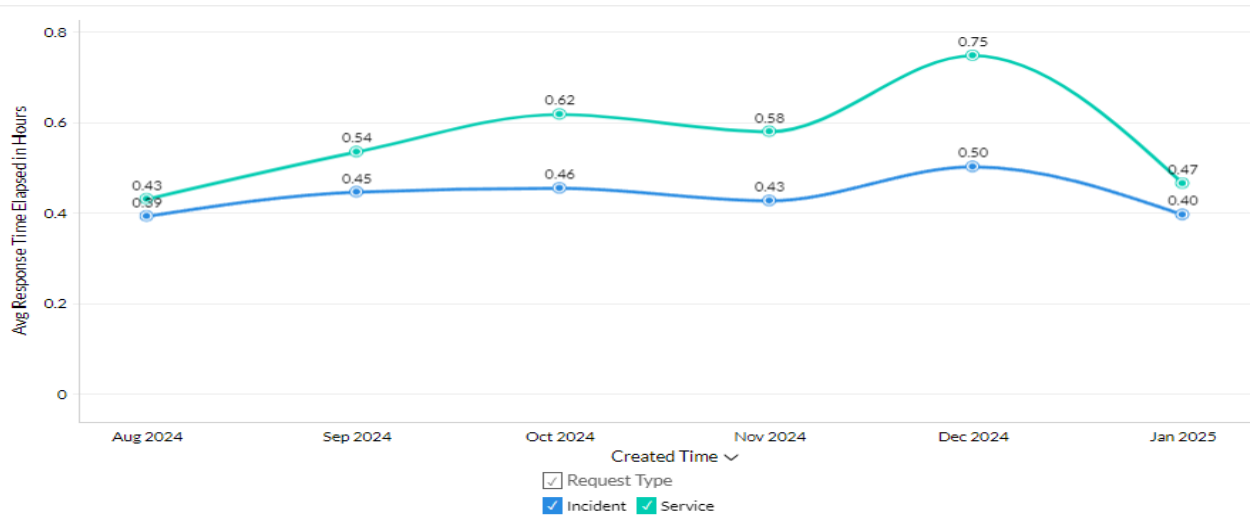
Incoming Ticket Trends by Business Impact - Last 6 Months



The graph below shows the average response time to both incident and service desk requests.

The goal is to respond to non-urgent service desk requests within 24 hours. For urgent requests, the goal is to respond within 4 hours; however, critical global incidents are handled much faster (the graph is just an average). Response in December was as expected as per the SLA. However, there was a bit of a higher wait time because several IT staff were out for the holidays.

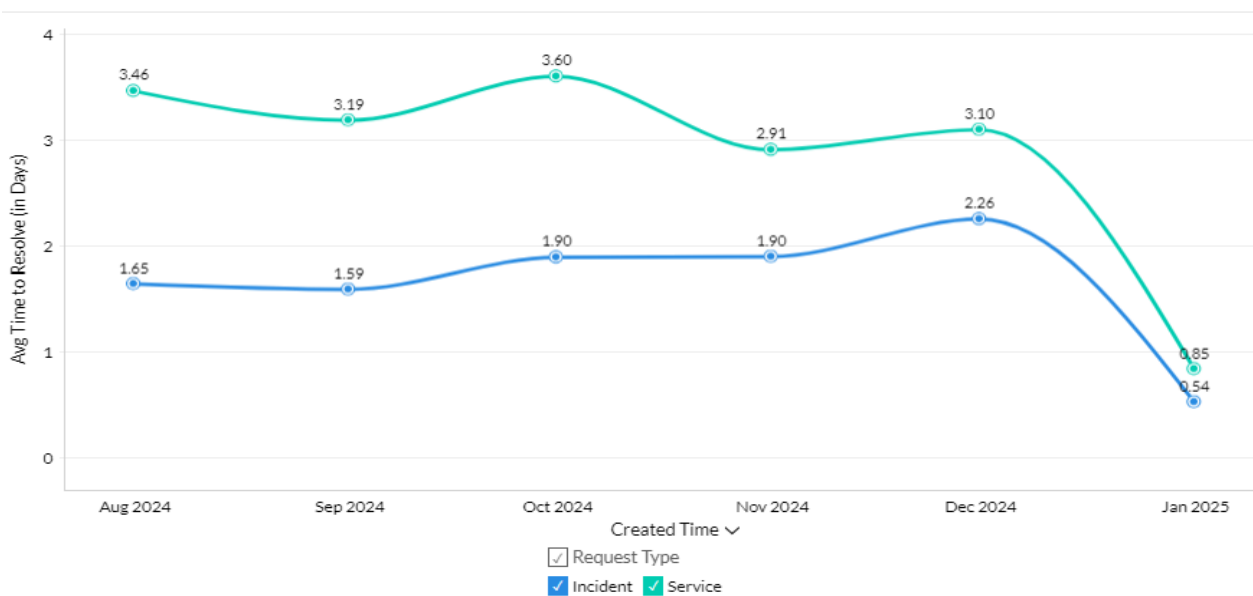
Average Response Time Elapsed Trend - Last 6 Months



The graph below shows the average resolution time for incident and service desk requests.

The goal is to resolve non-urgent service desk requests within 40 business hours. For urgent requests, the goal is to respond within 16 business hours; however, critical global incidents are handled much faster (the graph is just an average). No critical disruptions were reported in December. Average resolution time is standard for this time of year.

Average Resolution Time Trend - Last 6 Months





## OPERATIONS

The Operations Department is responsible for efficiently operating and maintaining CVWD's Domestic Water, Wastewater, and Non-potable facilities. The Operations Department provides the following services: domestic (potable) and non-potable water systems operations, construction and maintenance, sewer and collection and treatment operations, and supervisory control operations.

### Domestic Water Meters

#### DEVELOPER WORK

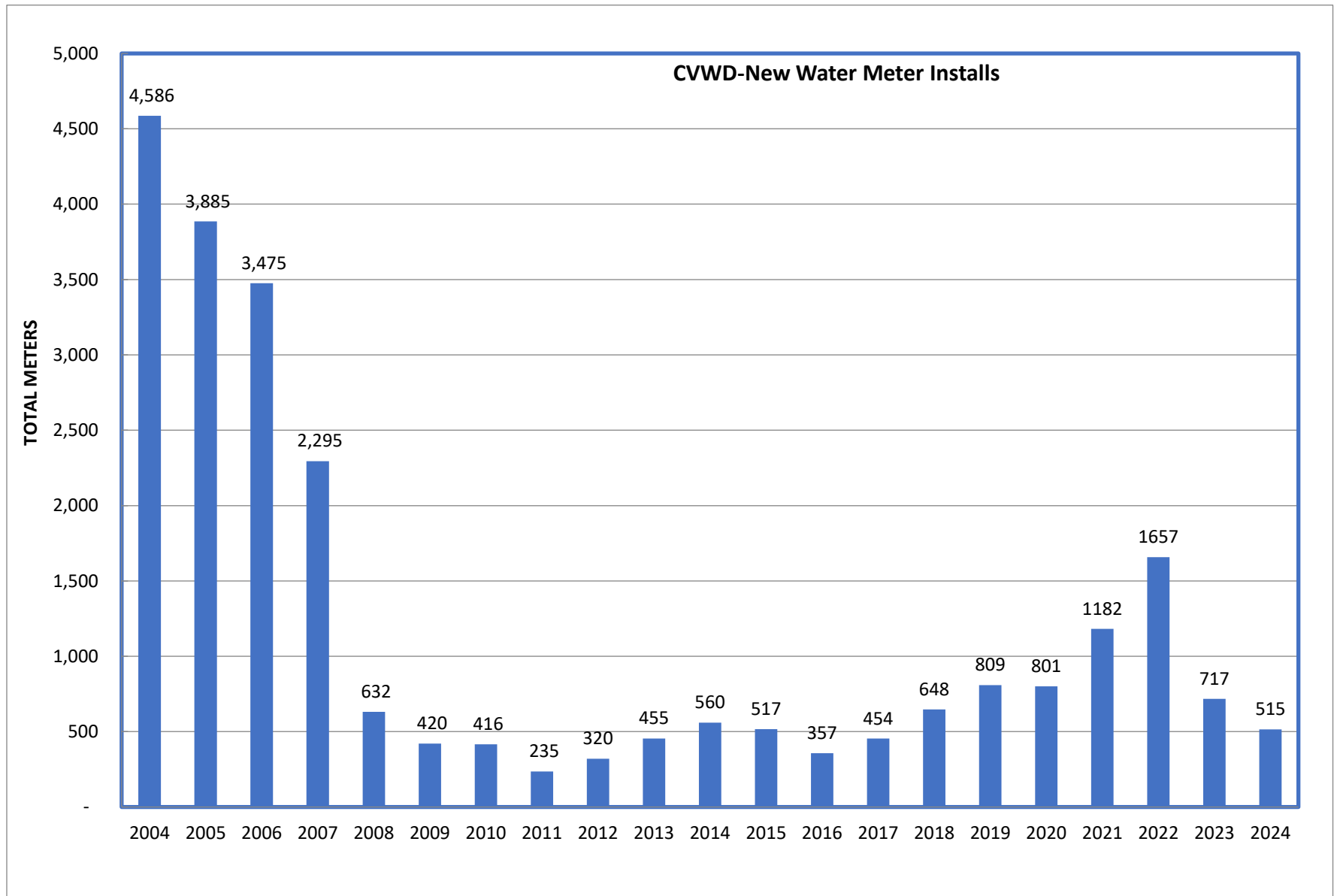
	12 Month Total	12 Month Average	This Month
Stub-out Connection	45	4	10
Detector Check	34	3	1
Fire Hydrant	13	1	0
Service Line	176	15	13

#### CUSTOMER SERVICE RESPONSES

	12 Month <u>Total</u>	12 Month <u>Average</u>	This <u>Month</u>
Technical Customer Service Calls	4,503	375	397

#### METER ACTIVITY

	12 Month <u>Total</u>	12 Month <u>Average</u>	This <u>Month</u>
Meters Replaced	1,176	98	208
Proactive Meters Replaced	5648	471	151
Meter Box Repairs	1284	107	73
Inactive Meters Pulled	10	1	0
Registers Replaced	442	37	49
Meter Testing	660	55	88



## Domestic Water Meter Installations

	2013	2014	2015	2016	2017	2018	2019	2020	2021	2022	2023	2024
January	35	54	76	18	24	40	75	54	97	83	51	48
February	41	29	31	44	33	24	41	88	94	64	71	67
March	59	54	24	36	32	30	70	50	80	122	92	48
April	60	51	30	24	22	75	44	18	60	210	57	48
May	87	72	33	41	36	71	83	53	143	151	64	76
June	6	69	40	32	45	80	67	68	119	199	69	45
July	12	23	102	46	38	66	64	54	109	113	53	34
August	23	45	20	31	71	73	145	91	81	85	47	43
September	19	27	37	15	37	68	66	69	135	202	71	22
October	25	49	49	27	47	53	61	84	88	158	69	61
November	50	52	25	21	13	43	66	32	81	227	42	8
December	38	35	50	22	56	25	27	140	95	43	31	15
<b>Yearly Total</b>	<b>455</b>	<b>560</b>	<b>517</b>	<b>357</b>	<b>454</b>	<b>648</b>	<b>809</b>	<b>801</b>	<b>1182</b>	<b>1657</b>	<b>717</b>	<b>515</b>

<b>Monthly Average</b>	38	47	43	30	38	54	67	67	98	138	60	43
------------------------	----	----	----	----	----	----	----	----	----	-----	----	----

## Domestic Maintenance

### WORK ORDERS

	12 Month Total	12 Month Average	This Month
Backflow Testing	11,486	957	838
Backflow Maintenance	1552	129	141
Construction Meters	584	49	33
Fire Hydrant Inspection/Maintenance	36,452	3,038	2,707
Fire Hydrant Repairs	580	48	57
Distribution Valves Exercised	41,854	3,488	3621
Flush Blow-off	1513	126	146
Raise Facility to Grade	85	7	9
Replace Collar	62	5	0
Install Reflector/Valve Lids/Markers	76	6	7
Pressure Control / Air Vac Maintenance	4055	338	483
Service Line Repairs	247	21	26
Pro-Active Services	114	10	6
Mainline/Valve Repairs	548	46	36
Site Operation & Maintenance	27,555	2,296	2,192
Site Repairs	274	23	26

**LEAK DETECTION**

	12 Month <u>Total</u>	Monthly <u>Average</u>	This <u>Month</u>
Survey Fire Hydrant	12,297	1,025	1,194
Survey Water Main (MI)	1,094	91	84
Survey Water Service	90,717	7,560	8,651

**USA TICKETS**

	12 Month Total	Monthly Average	This Month
Domestic	6,503	542	431
Canal	880	73	56
Non-potable	75	6	19
Sanitation	2,921	243	180
Stormwater	20	2	0

## Non-Potable Water

### Non-Potable Water Use Summary:

	This Month This Year			This Month Last Year	
<u>Parameter</u>	<u>No. 7</u>	<u>No. 10</u>		<u>No. 7</u>	<u>No. 10</u>
Recycled Water to Offsite (AF)	117.7	648.2		79.9	405.6
Recycled Water to WRP (AF)	37.8	82.0		22.5	109.7
Total Recycled Water (AF)	155.5	730.2		102.4	515.3
Total Canal Water of Offsite/Plant (AF)	7.5	325.3		5.6	276.6
Total Recycle Water Percentage of WRP Effluent	50%	85%		34%	64%

### WRP Water Used Offsite (Blended):

	Recycled %	Canal %
WRP7:	94%	6%
WRP10:	92%	8%

### Non-potable Operation and Maintenance:

	12 Month <u>Total</u>	12 Month <u>Average</u>	This <u>Month</u>
Operation & Maintenance	2,121	177	174

## Sanitation

### Customer Service Responses:

	12 Month Total	Monthly Average	This Month
Sanitation Service Calls	124	10	21

### Sanitation Maintenance:

	12 Month Total	12 Month Average	This Month
Lift Station	1,601	133	145
Manholes	6,682	557	845
Air Vacs	1,662	139	132
Inspect Hydraulic System	1,120	93	155

### Mechanical:

	12 Month <u>Total</u>	12 Month <u>Average</u>	This <u>Month</u>
Operation/Maintenance	5,856	488	430
Repair/Replace	1,755	146	127

## Wastewater Reclamation Plant Flow and Efficiency Report December 2024

	Flow				Efficiency			
		This Month	Last Month	This Month Last Year		Influent	Effluent	% Removal
<b>WRP1</b>								
	Total (MG)	0.505	0.468	0.460				
	Daily (MGD)	0.016	0.016	0.015				
<b>WRP 2</b>								
	Total (MG)	0.482	0.461	0.486				
	Daily (MGD)	0.016	0.015	0.016				
<b>WRP 4 Biolac</b>								
	Total (MG)	71.984	71.810	65.816	TSS	302.50	1.53	99.5%
	Daily (MGD)	2.322	2.394	2.123	BOD	277.50	0.80	99.7%
<b>WRP 4 Lagoons Eff. Flow</b>								
	Total (MG)	109.226	110.060	126.854	TSS	302.50	34.00	88.8%
	Daily (MGD)	3.523	3.669	4.092	BOD	277.50	9.78	96.5%
<b>WRP 7</b>								
	Total (MG)	102.083	99.55	96.95	TSS	307.50	2.42	99.2%
	Daily (MGD)	3.293	3.32	3.13	BOD	275.00	0.73	99.7%
<b>WRP 10</b>								
	Total (MG)	279.68	277.81	265.41	TSS	287.50	4.95	98.3%
	Daily (MGD)	9.02	9.26	8.56	BOD	322.50	2.34	99.3%

1. Total (MG) is the total monthly influent flow for the plant expressed in million gallons.
2. Daily (MGD) is the average daily flow for the plant expressed in million gallons per day.
3. TSS is the Total Suspended Solids, expressed in milligrams per liter.
4. BOD is the Carbonaceous Biological Oxygen Demand, expressed in milligrams per liter.
5. Efficiency values are based upon the monthly average.
6. Efficiency reporting is not available for WRPs 1 & 2. These plants do not discharge and therefore do not have effluent values for efficiency calculation.

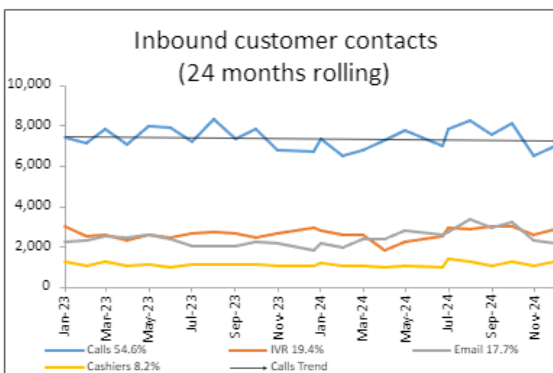


## PUBLIC AFFAIRS & CUSTOMER EXPERIENCE

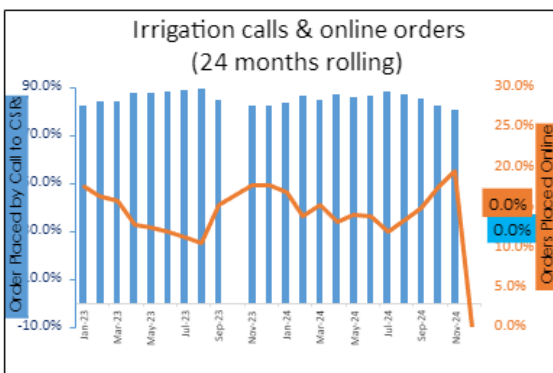
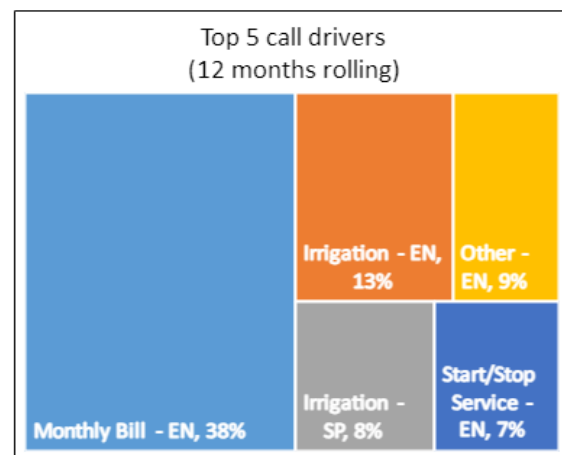
The Services Department has a variety of roles focusing on customer interaction on the phones, in the field, over the count and through written correspondence. The Service Department is organized into four divisions that provide customer-related services to the District's entire customer base. The department provides administrative services, customer billing, customer service, and meter reading.

### CUSTOMER SERVICE

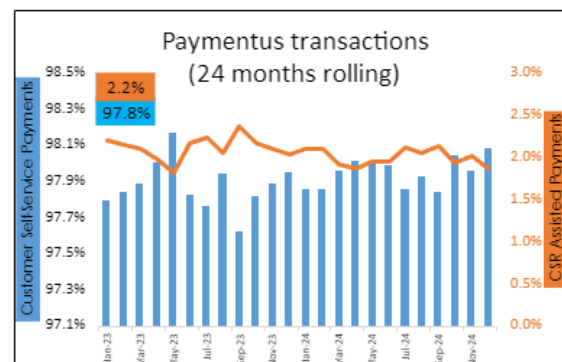
Customer Service is the primary contact center for District customers where we answer inbound telephone calls, respond to emails, and assist customers at the counters in Coachella and Palm Desert. Customer Service supports self-service tools through the CVWD website, Interactive Voice Response (IVR) system, and the Paymentus online payment portal.



24 Month Average			
Calls	IVR	Email	Cashiers
7,370	2,618	2,394	1,106



24 Month Average	
Orders Placed by Calls to CSRs	Orders Placed Online
2,025	372



24 Month Average	
Customer Self-Service Payments*	CSR Assisted Payments
49,853	1,049

\* Auto pay, website, IVR and pay by text

## Customer Billing

Customer Billing is responsible for billing all water-related services, including domestic water, sewer, well replenishment, non-potable, canal, and canal water availability. Customer Billing receives and processes all customer payments on a daily basis, administers CVWD's Help2Others program, performs the annual property tax assessment, and manages delinquent accounts.

### Outstanding Domestic Water Accounts

The Trial Balance Summary compares the amounts outstanding for Domestic receivables for the current and previous fiscal year as January 2<sup>nd</sup>. Approximately 373 accounts were eligible for turn-off totaling about \$65,600.00.

	Over 30 Days	Over 60 Days	Over 90 Days	Total
<b>2024</b>	\$ 572,747.08	\$ 204,334.09	\$ 188,649.40	\$ 965,730.57
<b>2023</b>	\$ 622,327.47	\$ 174,387.85	\$ 202,863.60	\$ 999,578.92

### Daily Cash Receipts Processed

Payments below that are processed thru Customer Billing include Domestic Water, Canal, RAC, Sewer and some miscellaneous payments.

	July	Aug	Sept	Oct	Nov	Dec	Jan	Feb	Mar	Apr	May	June	Total
<b>FY 2024-25</b>	\$ 15,958,730.30	\$ 18,473,414.56	\$ 16,729,655.31	\$ 17,493,276.75	\$ 15,008,778.73	\$ 17,387,370.40							\$ 101,051,226.05
<b>FY 2023-24</b>	\$ 16,779,679.33	\$ 17,688,320.80	\$ 16,657,597.12	\$ 16,819,299.15	\$ 12,955,687.95	\$ 13,821,541.70	\$ 21,038,931.80 <sup>1</sup>	\$ 9,660,851.43	\$ 9,385,027.58	\$ 14,362,716.14 <sup>2</sup>	\$ 25,588,301.25 <sup>3</sup>	\$ 12,357,623.68	\$ 187,115,577.93

<sup>1</sup> Rec \$6 Million from SWRCB

<sup>2</sup> Rec Grant Funding

<sup>3</sup> Rec \$10 Million from SWRCB

### Tiered Rate Adjustments

Tiered Rate Adjustments are offered to CVWD customers who experience a larger than normal bill due to water leak/unexplained water loss. A one year verifiable adjustment is granted for customers who experience a water leak and has fixed it within a criteria set forth by CVWD. The 5 year unexplained adjustment is granted to customers who have received a high water bill but cannot explain the water loss.

	July	Aug	Sept	Oct	Nov	Dec	Jan	Feb	Mar	Apr	May	June	YTD Total
<b>FY 2024-25</b>													
<b>1 Year</b>	\$ 21,208.57	\$ 59,224.96	\$ 74,395.32	\$ 102,902.14	\$ 62,276.80	\$ 43,684.63							\$ 363,692.42
<b>5 Year</b>	\$ 2,776.40	\$ 4,949.32	\$ 5,504.59	\$ 7,364.69	\$ 5,074.86	\$ 13,319.50							\$ 38,989.36
<b>Total</b>	\$ 23,984.97	\$ 64,174.28	\$ 79,899.91	\$ 110,266.83	\$ 67,351.66	\$ 57,004.13	\$ -	\$ -	\$ -	\$ -	\$ -	\$ -	\$ 402,681.78
<b>FY 2023-24</b>													
<b>1 Year</b>	\$ 16,731.90	\$ 19,668.89	\$ 43,391.53	\$ 52,056.09	\$ 40,821.20	\$ 39,848.45	\$ 49,906.33	\$ 44,208.03	\$ 23,107.86	\$ 14,766.02	\$ 6,700.77	\$ 13,861.55	\$ 365,068.62
<b>5 Year</b>	\$ 1,454.11	\$ 16,092.43	\$ 3,299.78	\$ 7,307.62	\$ 5,368.01	\$ 6,094.63	\$ 4,091.94	\$ 3,203.94	\$ 267.70	\$ 1,826.62	\$ 1,785.45	\$ 859.33	\$ 51,651.56
<b>Total</b>	\$ 18,186.01	\$ 35,761.32	\$ 46,691.31	\$ 59,363.71	\$ 46,189.21	\$ 45,943.08	\$ 53,998.27	\$ 47,411.97	\$ 23,375.56	\$ 16,592.64	\$ 8,486.22	\$ 14,720.88	\$ 416,720.18

**REVENUE BILLED**

Revenue is recognized when billed. The net revenue listed below includes billed water service, water base, sewer, inspection points and backflow.

	July	Aug	Sept	Oct	Nov	Dec	Jan	Feb	Mar	Apr	May	June	Total
<b>FY 2024-25</b>	\$10,950,377.29	\$11,275,523.78	\$10,329,791.43	\$10,578,055.06	\$10,789,046.47	\$ 9,992,598.69							\$ 63,915,392.72
<b>FY 2023-24</b>	\$ 8,977,537.82	\$10,169,137.89	\$ 9,356,168.39	\$ 7,619,656.79	\$ 9,089,693.90	\$ 8,876,075.75	\$7,247,239.92	\$5,965,115.16	\$5,129,315.20	\$6,671,859.24	\$7,587,859.90	\$7,425,993.47	\$ 94,115,653.43

**Trial Balance Summary**

The Trial Balance Summary compares outstanding receivables across all service types over 90 days between FY 23-24 and FY 24-25. For Domestic Water, 2.47% of outstanding receivables are over 90 days delinquent as of January 2, 2025. The balance reflected below includes Domestic Water, RAC, Sanitation and Canal Water Accounts.

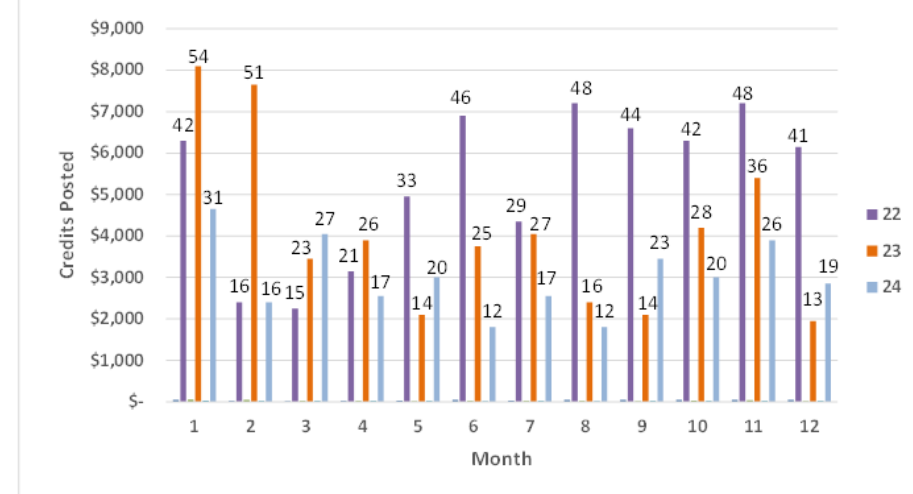
**Trial Balance Summary**

Excludes Canal Availability

Month Ending (FY 2023-24)	% of Receivables Outstanding (90 Days)	Month Ending (FY 2024-25)	% of Receivables Outstanding (90 Days)
7/31/2023	2.26%	7/31/2024	0.97%
8/31/2023	2.82%	8/31/2024	1.42%
9/30/2023	2.62%	9/30/2024	1.95%
10/31/2023	3.84%	10/31/2024	3.77%
11/30/2023	3.29%	11/30/2024	3.63%
12/31/2023	3.77%	12/31/2024	4.02%
1/31/2024	4.60%	1/31/2025	
2/29/2024	6.72%	2/29/2025	
3/31/2024	6.11%	3/31/2025	
4/30/2024	5.21%	4/30/2025	
5/31/2024	4.15%	5/31/2025	
6/30/2024	0.57%	6/30/2025	
<b>Average %</b>	<b>4%</b>		<b>3%</b>

**Help2Others**

In order to provide financial assistance to eligible residential customers CVWD has partnered with United Way of the Desert to provide a credit on their water bill once a year funded through non-rate revenue. Effective August 2021, the credit increased from \$100 to \$150.00.

**Help2Others Contributions for Jan. 1, 2022 - Dec. 31, 2024**

## Government Affairs Work

**Government Affairs** is responsible for monitoring legislation and collaborating with project managers or subject matter experts in making recommendations of support, opposition, or watch based on thorough analysis and understanding of potential impacts to the District. Government Affairs coordinates the District's legislative efforts with state and federal lobbyists in accordance with the legislative platform, while establishing and maintaining effective relationships with legislators, staff, other government agencies, and stakeholder groups.

### List of meetings attended

12/1: Hosted and participated in the Community Water Systems Alliance meeting  
12/3-12/5: Attended the ACWA Fall Conference and presented a legislative proposal to the Legislative Committee  
12/11: Met with Antonio Ortega, Director of Government and Communication at IID  
12/11: Participated in meetings with the Chromium 6 Coalition Committee  
12/11: Attended the Golf & Water Task Force meeting  
12/12: Sent CVWD's annual holiday card along with the 2025 calendar  
12/17; 12/19: Presented to the AWWA Legislative Committee to request support for the Liability Protection legislative proposal  
12/17: Provided updates on Chromium 6 to the Customer Service division  
12/19: Led the Chromium 6 Coalition meeting to advance the legislative proposal

### Projects and Activities

In December, the Government Affairs team attended the ACWA Fall Conference, where they presented the Hexavalent Chromium Legal Liability Protection Act proposal. On December 5th, the ACWA Legislative Committee voted to support the proposal. Following the conference, the team held meetings with the Chromium 6 Coalition Committee to further refine and advance the proposal, with ongoing efforts to secure a bill author. Staff remains committed to advancing the proposal through the next steps in the legislative process.

Also, in December, CVWD mailed its annual holiday card featuring CVWD's completed notable capital improvement projects to over 200 local, state, and federal partners and community leaders. This gesture not only shares the district's achievements but also reinforces the importance of maintaining strong relationships with key stakeholders. By sending out this card, CVWD expresses appreciation for the continued support and collaboration that make these projects possible, while also fostering connections for future funding, opportunities and efforts.

**Federal Advocacy:** Below is an overview of CVWD and BBK efforts during the months of November and December:

- Continue to work with stakeholders on Chuckwalla Monument
- Prepare and submit comment on U.S. EPA PFAS Interim Disposal and Destruction Guidance
- Edit/Update the CVWD 2025-2027 Legislative and Policy Principles

- Work on WaterSmart Grant Authorization
- Review Bureau of Reclamation's alternatives and discuss with Congressional delegation

## COMMUNICATION & EDUCATION

### ADVERTISING

**Print and digital articles and advertisements** - Articles written for [HOA Living](#), [The Desert Insider](#), and [Your Villa Magazine](#) included these topics smart irrigation systems – what you need to know and save water while hosting guests in the New Year.

#### Television and Streaming TV Partnerships

**Entravision-NBC Palm Springs** Water Wise Wednesday partnership. November's segments include the CV Water Counts Academy, save water and energy with a hot water recirculating pump rebate and keeping FOGs out of the sewer system. View all the segments on the [NBC Palm Springs website](#).

**Spectrum TV** is streaming commercials, including Flume, Rachio, and Hunter Smart Irrigation Controllers. See the Spectrum reports below.

#### Streaming TV - Overview

##### Campaign Metrics

**32,973**

Impressions

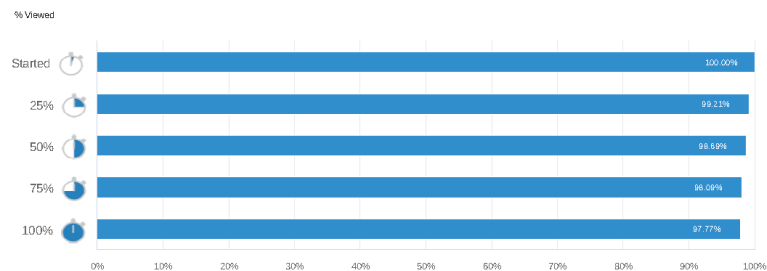
**32,239**

Completions

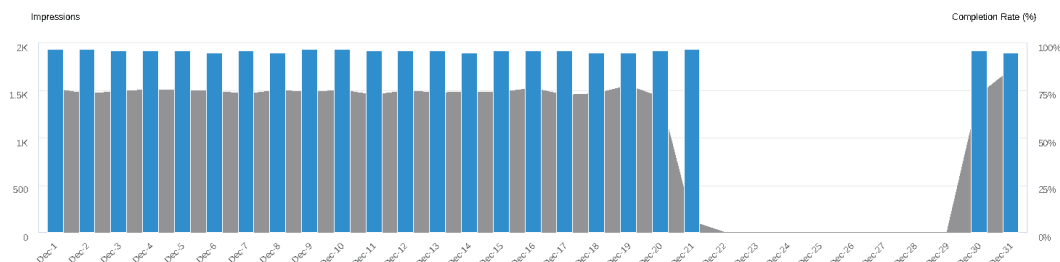
**97.77%**

Completion Rate

##### Video Completion Rates













##### Streaming TV Impressions and Completions



Streaming TV - Networks

Spectrum  
REACH  
9

Top Networks

Networks	Impressions	Contribution
 Spectrum News	8,809	26.72%
 Fox News	4,761	14.44%
 CNN	1,552	4.71%
 MSNBC	1,536	4.66%
 ESPN	1,010	3.06%
 Investigation Discovery	940	2.85%
 CNBC	890	2.70%
 Paramount	854	2.59%
 Hallmark Channel	848	2.57%
 Spectrum SportsNet	816	2.47%

Television - Overview

Spectrum  
REACH  
4

Campaign Metrics

Top Networks

435

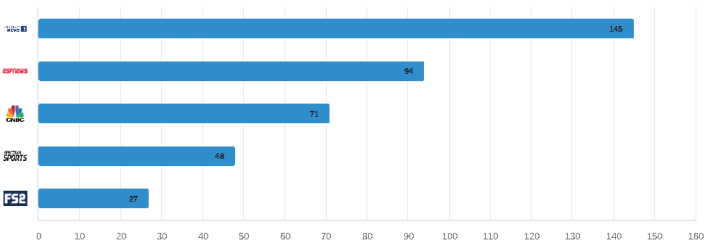
Airings

17

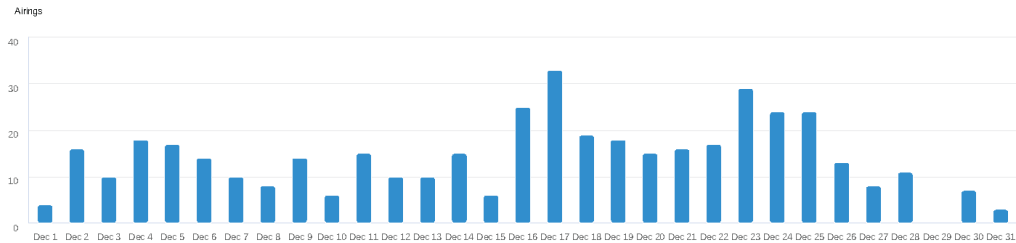
Networks

1

Zones



Verified Television Airings



## Television - Delivered Networks

Spectrum  
REACH  
12

### Top Networks

Network	Airings
 Spectrum News Los Angeles	145
 ENN	94
 CNBC	71
 SPSN	48
 Fox Sports 2	27
 LOGO	22
 ESPN	8
 Comedy Central	5
 AccuWeather	2
 Game Show Network	2
 TBS	2
 TNT	2

## SOCIAL MEDIA

### December 2024 Social Summary

In December, we again observed increased audience engagement, indicating that our established viewers are interacting with and enjoying our water-related content. Our top posts included a 2024 round-up video, highlighting our memorable accomplishments and fun moments of the year, including construction projects, community events, and educational opportunities. Another top post was our video reel promoting our 2025 Calendar. This reel followed a Christmas trend and announced that our calendars are now available and out in the community. Speaking of our calendar, our website clicks on Instagram were up this month as followers clicked to request their free copy.

Our opportunities this month are looking at ways to increase our following. We have hit another plateau and are not seeing a strong growth rate these last two months. In January, we will prioritize our strategy to create content our community likes to see from us, as well as share-worthy content.



Please click on the link to view the Social Media posts:

[Flume Black Friday Sale Promo](#)

[Demo Garden Reveal/Conservation Garden Party Highlight](#)

[Spotify Wrapped - CVWD](#)

[Tortoise Reservoir - Engagement Poll Reel](#)

[Turf Conversion Rebate Program - Meme](#)

[Air Scrubbers Reel](#)

[2024 Calendar Promo Reel - It's Time Trend](#)

[Traffic Alert - Construction on Frank Sinatra Dr](#)

[Assistance Programs Promo](#)

[Keep FOG away from drain](#)

[Last minute holiday gift guide](#)

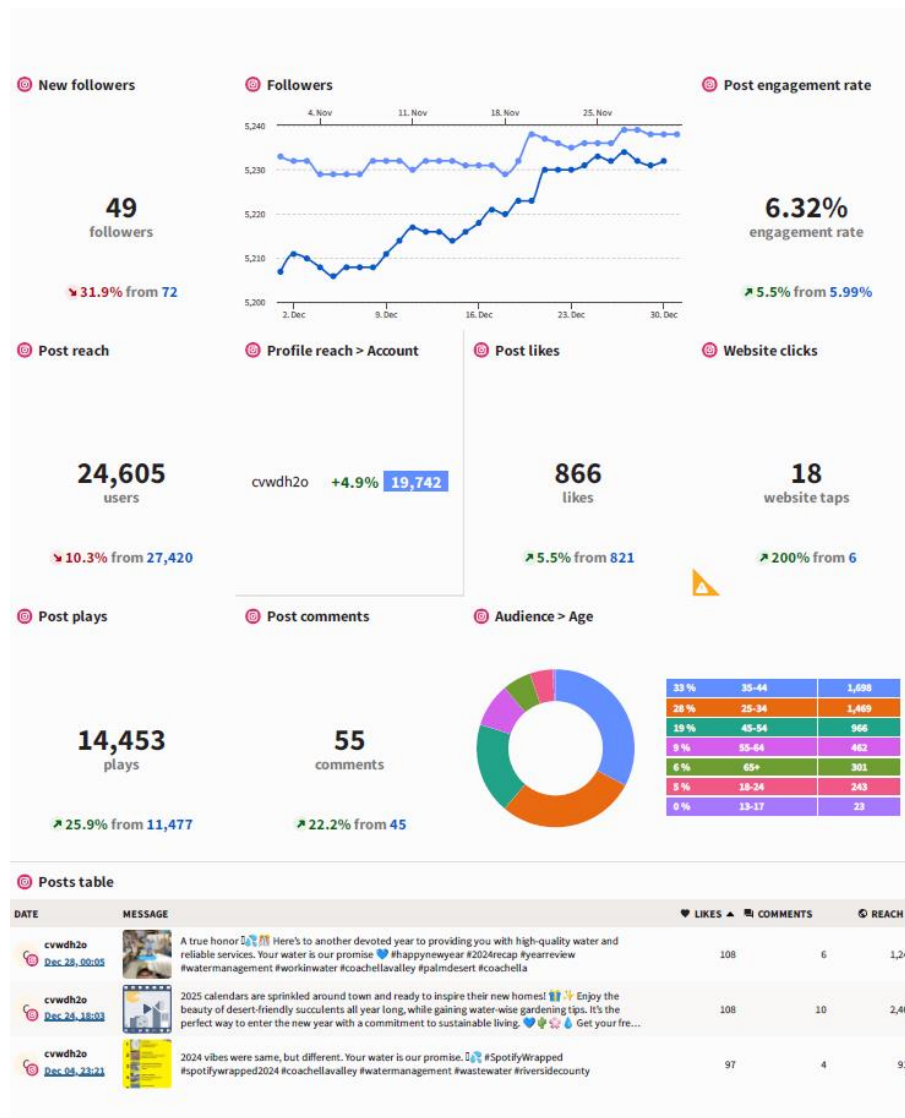
[Happy Holidays - Offices Closed](#)

[2024 Calendar Promo Reel - Elf Trend](#)

[2024 Year Summary Reel](#)

[Reminders for 2025 - water-related](#)

[2024 Highlights - Accomplishments from Holiday Card](#)



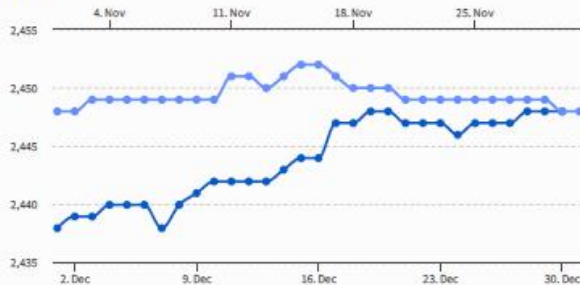
MESSAGE					
<div>cvwdh2o</div> <div>Dec 07, 00:04</div>		What would you call it? 🌵🌴 #coachellavalley #droneview #djdrones #palmdesert #palmsprings #watermanagement	79	4	2,255
<div>cvwdh2o</div> <div>Dec 13, 00:36</div>		We're not afraid of a little stink... but our neighbors shouldn't have to deal with it! 🤢👎 Inside our wastewater reclamation plants, we use Air Scrubbers to keep odors – and harmful pollutants – in check. These advanced scrubbers pull odorous and contaminated air through specialized filters,...	75	1	3,072
<div>cvwdh2o</div> <div>Dec 17, 23:55</div>		It's TIMME! 🗓️ Our 2025 calendar is out now, just in time for the holidays and new year! This vibrant edition celebrates the beauty of desert-friendly succulents, featuring stunning artwork, plant facts, and gardening tips to inspire your water-efficient landscaping. It also makes the perfect stockin'...	73	9	1,758
<div>cvwdh2o</div> <div>Dec 03, 23:30</div>		Our Conservation Garden Party brought together neighbors, local vendors, and water-wise enthusiasts to explore desert-friendly gardening and landscaping, while enjoying a day of inspiration and outdoor fun in our award-winning garden. @rachioco and @flumewater raffle prizes, kids'...	68	4	2,464
<div>cvwdh2o</div>		Your trust and collaboration made it all possible. Looking forward to serving you with excellence in			

#### Page new fans

8  
new fans

↘ 50% from 16

#### Page fans



#### Post engagement rate

0%  
engagement rate

0% from 0%

#### Post reach

1,692  
users

↘ 55.4% from 3,795

#### Post reach > Post type



60%	Photo	1,022
23%	Album	385
17%	Reel	285

#### Post likes

34  
likes

↘ 66.3% from 101

#### Post clicks

26  
clicks

↘ 85.9% from 184

#### Page video views

206  
views

↘ 57.7% from 487

#### Page comments

0  
post comments

0% from 0

#### Page fans > Age

No data

#### Top posts

**Coachella Valley Water District**  
Dec 11, 00:00

A new year calls for new ✨ upgrades. ✨ So ditch the patchy, high-maintenance grass and convert to desert landscaping for some major curb appeal! Yard work should

12 likes and reactions

**Coachella Valley Water District**  
Dec 18, 16:00

**TRAFFIC ALERT**

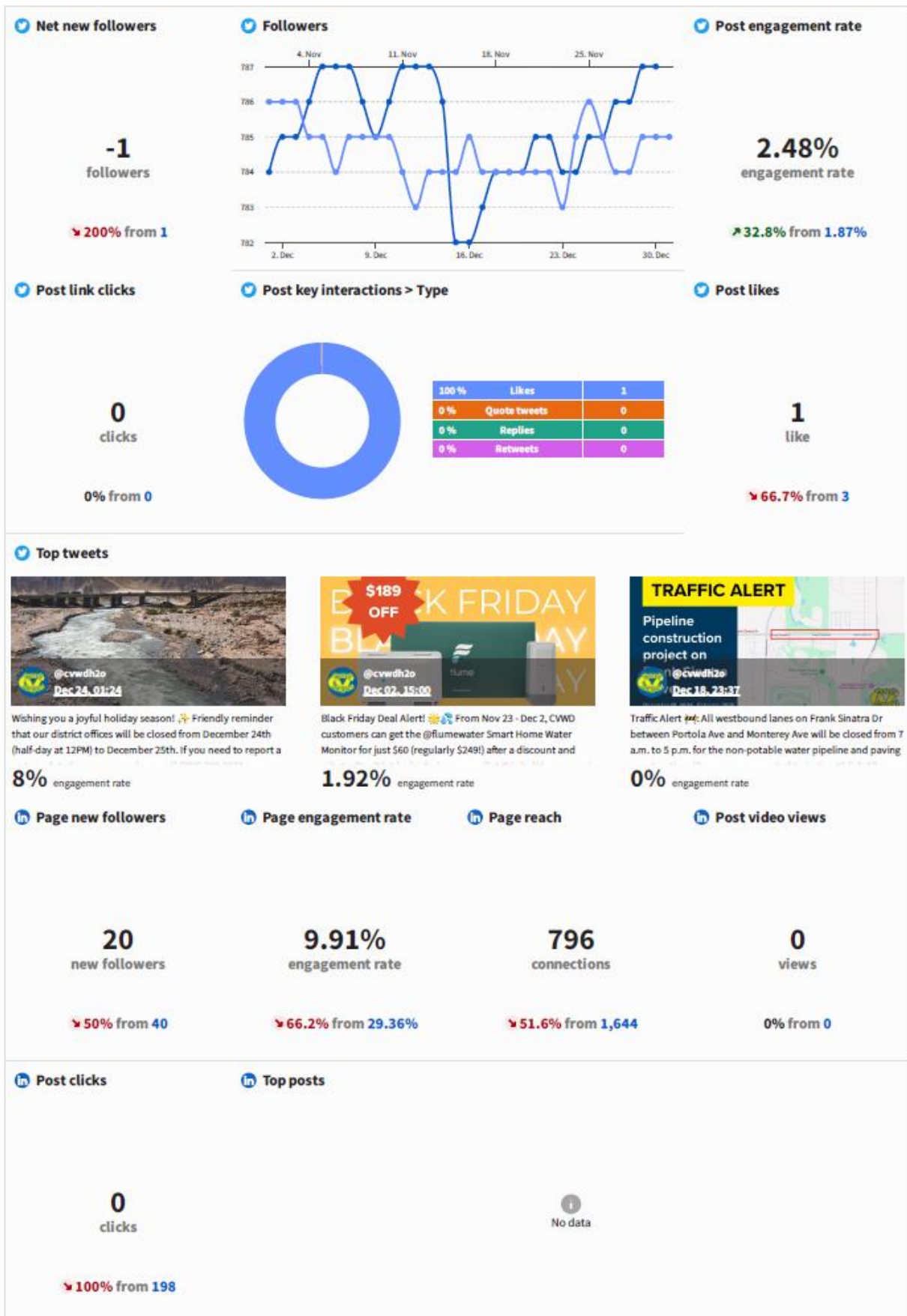
Traffic Alert 🚧: All eastbound lanes on Frank Sinatra Drive between Portola Avenue and Monterey Avenue will be closed during designated work hours for the non-potable

6 likes and reactions

**Coachella Valley Water District**  
Dec 24, 01:27

Wishing you a joyful holiday season! ✨ Friendly reminder that our district offices will be closed from December 24th (half-day at 12PM) to December 25th. If you need to report a

5 likes and reactions



**Top tweets**

@cvwdh2o  
Dec 24, 01:24

8% engagement rate

@cvwdh2o  
Dec 02, 15:00

1.92% engagement rate

@cvwdh2o  
Dec 18, 23:17

0% engagement rate

**Page new followers**

**20**  
new followers

50% from 40

**Page engagement rate**

**9.91%**  
engagement rate

66.2% from 29.36%

**Page reach**

**796**  
connections

51.6% from 1,644

**Post video views**

**0**  
views

0% from 0

**Post clicks**

**0**  
clicks

100% from 198

**Top posts**

No data

## CVWD IN THE NEWS

- KESQ3 - CVWD Traffic/Construction
- CBS2 - Water Wise Wednesday/2025 CV Water Counts Academy
- Other - CA water users add 1.2 million acre-feet of water in just two years to Lake Mead
- Other - Lake Cahuilla Up for 30-Year Lease Extension
- CBS2 - Save Water and Energy: CVWD Offers Rebates for Hot Water Recirculating Pumps
- KESQ3 - 30-year lease approved for Lake Cahuilla Veterans Regional Park in La Quinta
- Desert Sun - CVWD OKs \$39M grant from feds to treat sewage to irrigate local fields. Will rates go up?
- Other - SpryPoint Selected by Coachella Valley Water District to Enable Operational Modernization
- Other - RivCoParks Announces New Agreements to Preserve Lake Cahuilla Park
- KESQ3 - CVWD Water Line Project
- KESQ3 - CVWD Water Line Project
- Other - Palm Desert City Officials Alert Residents of Road Closures
- KESQ3 - CVWD Water Line Project/Project Updates
- Desert Sun - Eastern Coachella Valley seeking more saying how it gets electricity from IID
- KESQ3 - Recycled Water Line Project
- CBS2 - Water Wise Wednesday - Disposing of Fats, Oils, and Grease
- Other - SAFER drinking water advisory group welcomes new appointees
- KMIR6 - Restoring the Salton Sea
- Desert Sun - Increasing recycled water supplies ensures water for future generations Jim Barrett

## NEWS RELEASES & BLOGS

- Traffic Alert: Frank Sinatra Drive

## CVWD IN THE COMMUNITY

- There were no Community Events for December

## COMMUNITY PRESENTATIONS

- Domestic Water Presentation – Cathedral City Senior Center

## K-12 SCHOOL PRESENTATIONS

- 5th Grade Presentation at Saul Martinez Elementary
- TK Presentation at JFK Elementary
- 5th Grade Presentation at Saul Martinez Elementary
- 5th Grade Presentation at Las Palmitas Elementary
- 4th Grade Presentation at Las Palmitas Elementary

- 3rd Grade Presentation at Cesar Chavez Elementary
- Migrant Academy Presentations at Van Buren Elementary
- 4th Grade Presentation at Las Palmitas Elementary
- Careers in Water Presentation at Rancho Mirage High School
- Kinder Presentation at Agua Caliente Elementary
- Kinder Presentation at Agua Caliente Elementary

## **TOURS, FIELD TRIPS & WORKSHOPS**

- WRP 10 Field Trip - OLPH School
- Canal and Ag Field Trip - Reagan Elementary
- Canal and Ag Field Trip - Reagan Elementary
- Canal and Ag Field Trip - Reagan Elementary
- Sustainable Water Supply Community Tour - CVWD Facilities

## **WEB UPDATES:**

- Remove the old indoor water conservation kit form
- cvsnp.com website error fix
- New domain CVWaterResilience.org purchased
- Update DDM-approved material lists
- CVWD Water Rights Webpage Update
- Update 2020/21 Non-Potable Water Connections Project with 2 docs
- Remove The Mid-Canal Storage and East Side Dike Phase I projects from enviro docs
- Updated sanitation service form

## **STAKEHOLDER/COMMUNITY CONTACTS**

Delivered 2025 Calendar to the following:

- All Color Growers Nursery
- Armstrong Growers Nursery
- Bob Williams Nursery
- Cameron Nursery
- Cathedral City Senior Center
- City of Cathedral City
- City of Rancho Mirage
- CVUSD
- Desert Green Nursery
- DSUSD
- GDNC Nursery
- Greater Coachella Valley Chamber of Commerce
- La Hacienda Nursery
- La Quinta Public Library

- Living Desert
- Lotus Garden Center
- Macias Nursery
- Magana Growers Nursery
- MCE Consultants
- Mecca Library
- Mollers Garden Center
- Moon Valley Nurseries
- ORR Builders
- Palm Desert Chamber of Commerce
- Palm Desert Historical Society
- Palm Desert Library
- Palm Desert Visitors Center
- Pueblo Unido Community Organization
- Rancho Mirage Chamber of Commerce
- Rancho Mirage Public Library
- Sun City Shadow Hills
- Thousand Palms Public Library
- Vintage Nursery

## **PUBLICATIONS, COLLATERAL, and T.V. Monitors**

- January 2025 Magazine Editorial for Insiders & HOA Living Magazines
- CVWD Rebates Ad for Insiders Magazines
- Water Drop 12/05
- Water Drop 12/19
- CVWD Monitors: Winter Connect
- CVWD Connect - Winter 2025
- CVWD Monitors: 2025 - 457 Site Schedule
- Winter 2025 Water News
- Tailgate Guidelines for Recycled Water Customers - Bilingual

## **PHOTOS**

- Telemetry PLC Upgrade
- Conversion photos and video 70573 Sunny Lane, Rancho Mirage
- Board Recognition Photos
- HOA pre-conversion GLS landscape
- HOA pre-conversion Casas De Sevilla HOA
- CVWDESA FNL Photos

## **VIDEOS & DRONE**

- Conversion photos and video 70573 Sunny Lane, Rancho Mirage
- HOA pre-conversion GLS landscape
- HOA pre-conversion Casas De Sevilla HOA
- Canal & Ag Field Trip
- Chlorine test strip video
- 2024 Calendar promo footage - STORES
- 2024 Calendar promo footage - Deliveries

## Turn off and Delinquent Notices

### DOMESTIC SERVICE TURNOFFS

	<u>2020-2021</u>	<u>2021-2022</u>	<u>2022-2023</u>	<u>2023-2024</u>	<u>2024-2025</u>
<b>Turnoff Notices</b>	65,348	73,887	53,354	49,830	21,547
<b>Actual Turnoffs</b>	1,128	10	323	551	195

<u>Turnoffs</u>	<u>1<sup>st</sup> Quarter</u>	<u>2<sup>nd</sup> Quarter</u>	<u>3<sup>rd</sup> Quarter</u>	<u>4<sup>th</sup> Quarter</u>	<u>Total</u>
<b>2020-2021</b>	487	448	193	0*	1,128
<b>2021-2022</b>	0*	0*	0	10	10
<b>2022-2023</b>	28	38	190	67	323
<b>2023-2024</b>	110	192	177	72	551
<b>2024-2025</b>	99	96			195

\*No Turnoffs due to Governor's Executive Order as a result of the COVID 19 pandemic



## Water Management

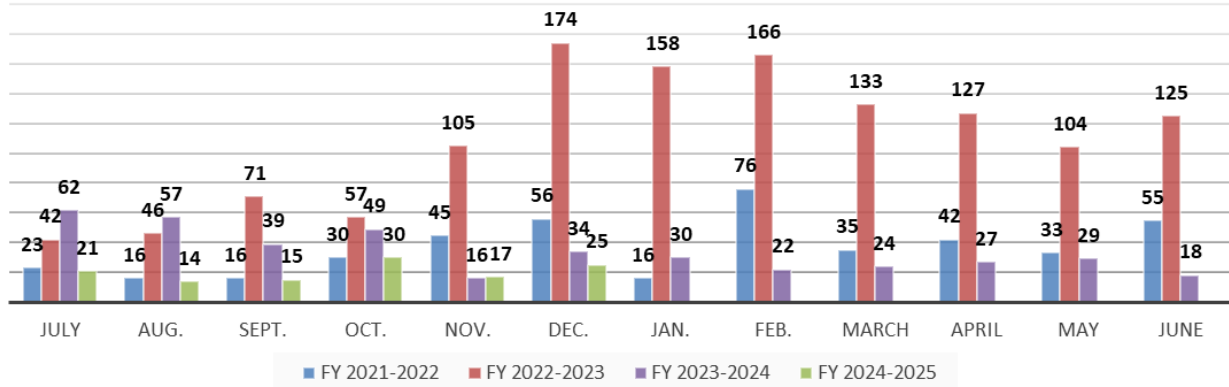
Water Management is primarily responsible for assisting customers with water budget accuracy and helping them find ways to meet those budgets. Water Management oversees the implementation of a number of conservation programs, which include indoor conservation kits for homeowners, water audits, direct install of residential smart irrigation controllers, and water brooms and pre-rinse nozzles for restaurants and HOAs. Water Management also oversees the following rebate programs: turf conversion (both residential and large landscape), rotary nozzle replacement, drip irrigation conversion, high efficiency (HE) toilets, HE washing machines, and hot water recirculating pumps. A dedicated staff member is also responsible for water waste investigations and citations.

	Program Start Date	Rolling 12 Month Total	Monthly Average	December	Cumulative Water Savings in Acre Feet
Residential Smart Controllers	2006	214	18	15	6,397
Large Landscape Smart Controllers	2008	90	8	8	294,822
Turf Conversion Rebate (sq. ft.)	2010	787,477	65,623	52,096	29,698
Landscape Plan Checks	2007	537	45	54	290,372
Toilet Rebates	2011	363	30	39	968
Tier 4 & 5 Customer Contacts	2015	2,889	241	360	
High Efficiency Washing Machine Rebates	2021	178	15	16	
Hot Water Recirculating Pumps	2021	33	3	4	

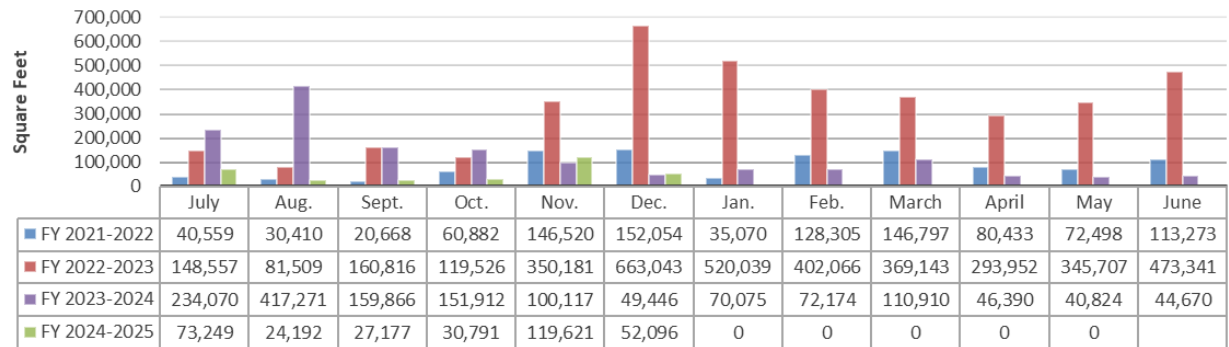


Water Waste Fines	July	Aug.	Sept.	Oct.	Nov.	Dec.	Jan.	Feb.	March	April	May	June	Total
FY 2020-2021	\$0	\$0	\$0	\$0	\$0	\$0	\$0	\$0	\$0	\$0	\$0	\$0	\$0
FY 2021-2022	\$0	\$350	\$900	\$1,500	\$1,950	\$1,700	\$6,050	\$8,000	\$4,650	\$4,350	\$4,200	\$5,700	\$39,350
FY 2022-2023	\$5,650	\$7,500	\$8,250	\$15,300	\$14,500	\$17,350	\$9,250	\$4,200	\$5,650	\$2,900	\$0	\$0	\$90,550
FY 2023-2024	\$0	\$0	\$0	\$0	\$0	\$0	\$0	\$0	\$0	\$0	\$0	\$0	\$0
FY 2024-2025	\$0	\$0	\$0	\$0	\$0	\$0	\$0	\$0	\$0	\$0	\$0	\$0	\$0

### Turf Conversion Rebate Program Projects Completed



### Turf Conversion Rebate Program Amount of Turf Converted (sq. ft.)



FY25 Adopted Budget	\$ 2,935,000
Potential	\$ 20,237
Committed	\$ 401,524
Paid	\$ 1,183,276
Remaining Budget	\$ 1,329,963

Conservation Programs  
Paid Year-to-Date Detail

